

Conventions Used In This Guide - Asus Z9PE-D16-10G Series Manual

Z9pe-d16-10g series manual

1

2

Table Of Contents

3

4

5

6

7

8

9

10

11

12

13

14

15

16

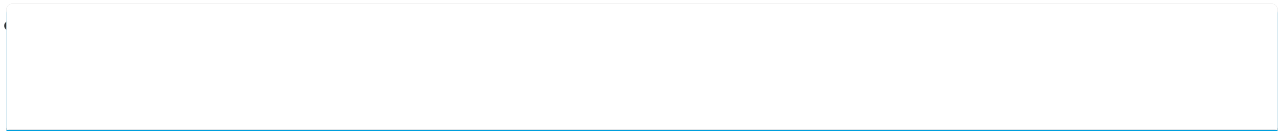
17

18
19
20
21
22
23
24
25
26
27
28
29
30
31
32
33
34
35
36
37
38
39
40
41
42
43
44
45
46
47
48
49
50
51
52
53
54
55
56
57
58
59
60
61
62
63
64
65
66
67

68
69
70
71
72
73
74
75
76
77
78
79
80
81
82
83
84
85
86
87
88
89
90
91
92
93
94
95
96
97
98
99
100
101
102
103
104
105
106
107
108
109
110
111
112
113
114
115
116
117

118
119
120
121
122
123
124
125
126
127
128
129
130
131
132
133
134
135
136
137
138
139
140
141
142
143
144
145
146
147
148
149
150
151
152
153
154
155
156
157
158
159
160
161
162
163
164
165
166
167

168
169
170
171
172
173
174
175
176
177
178
179
180
181
182
183
184
185
186
187
188
189
190
191
192
193
194
195
196
197
198
199
200
201
202




•

[Table of Contents](#)

•

Bookmarks



Conventions used in this guide

To ensure that you perform certain tasks properly, take note of the following symbols

used throughout this manual.

DANGER/WARNING: Information to prevent injury to yourself when trying to complete a task.

CAUTION: Information to prevent damage to the components when trying to complete a task

IMPORTANT: Instructions that you **MUST** follow to complete a task.



NOTE: Tips and additional information to help you complete a task.

Typography

Bold text

Italics

<Key>

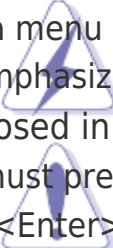
<Key1> + <Key2> + <Key3> If you must press two or more keys simultaneously, the key

Command

Indicates a menu or an item to select.

Used to emphasize a word or a phrase.

Keys enclosed in the less-than and greater-than sign means that you must press the enclosed key.

Example:  means that you must press the Enter or Return key

names are linked with a plus sign (+).

Example:  +  + 

Means that you must type the command exactly as shown, then supply the required item or value enclosed in brackets.

Example: At DOS prompt, type the command line:

format A:/S

xi

[Table of Contents](#)

[Previous Page](#)
[Next Page](#)

1
...
8
9
10
11
12
13
14
15

Related Manuals for Asus Z9PE-D16-10G Series

[Software Asus Z9PE-D16-10G DUAL User Manual](#)

System web-based management (94 pages)

[Motherboard Asus Z9PH-D16 FDR User Manual](#)

Z9ph-d16 series (192 pages)

[Motherboard Asus Z9PE-D16 User Manual](#)

Z9pe-d16 series (194 pages)

[Motherboard Asus Z9PA-U8 User Manual](#)

Atx motherboard (188 pages)

[Motherboard Asus Z9PE-D8 WS Manual](#)

Dual intel socket 2011 (226 pages)

[Motherboard ASUS XC Cube box User Manual](#)

(226 pages)

[Motherboard Asus z9pe-d8 WS Quick Start Manual](#)

(14 pages)

[Motherboard Asus Z9PA-D8 User Manual](#)

Z9pa-d8 series 2 x lga 2011 socket (194 pages)

[Motherboard Asus Z9PR-D12 SERIES User Manual](#)

User guide (190 pages)

[Motherboard ASUS Z9PR-D16 Manual](#)

(194 pages)

[Motherboard ASUS Z97M-PLUS User Manual](#)

Uatx motherboard (144 pages)

[Motherboard Asus Z97-C Manual](#)

(48 pages)

[Motherboard Asus Z97-P Manual](#)

(22 pages)

[Motherboard Asus Z87-A User Manual](#)

Asus z87-a motherboard user guide (114 pages)

[Motherboard Asus Z97-PRO GAMER User Manual](#)

(102 pages)

[Motherboard Asus z97 Series Manual](#)

(28 pages)

Related Content for Asus Z9PE-D16-10G Series

[H310T-A R2.0 Conventions Used In This Guide](#)

Asus H310T-A R2.0

[ROG STRIX X370-F GAMING Conventions Used In This Guide](#)

Asus ROG STRIX X370-F GAMING

[PRIME TRX40-PRO Conventions Used In This Guide](#)

Asus PRIME TRX40-PRO

[TUF Z370-PRO GAMING Conventions Used In This Guide](#)

Asus TUF Z370-PRO GAMING

[TUF Z370-PLUS GAMING Conventions Used In This Guide](#)

Asus TUF Z370-PLUS GAMING

[EX-B85M-V Conventions Used In This Guide](#)

Asus EX-B85M-V

[Maximus VI Extreme Conventions Used In This Guide](#)

ASUS Maximus VI Extreme

[Rog Maximus X Apex Conventions Used In This Guide](#)

Asus Rog Maximus X Apex

This manual is also suitable for:

[Z9pe-d16-10g/dualZ9pe-d16-10g/single](#)