

Acpi Settings - Asus Z9PE-D16-10G Series Manual

Z9pe-d16-10g series manual

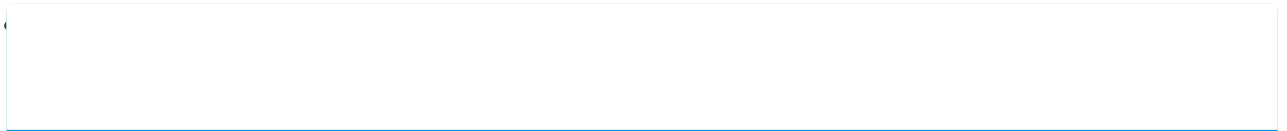
1
2
Table Of Contents
3
4
5
6
7
8
9
10
11
12
13
14
15
16
17

18
19
20
21
22
23
24
25
26
27
28
29
30
31
32
33
34
35
36
37
38
39
40
41
42
43
44
45
46
47
48
49
50
51
52
53
54
55
56
57
58
59
60
61
62
63
64
65
66
67

68
69
70
71
72
73
74
75
76
77
78
79
80
81
82
83
84
85
86
87
88
89
90
91
92
93
94
95
96
97
98
99
100
101
102
103
104
105
106
107
108
109
110
111
112
113
114
115
116
117

118
119
120
121
122
123
124
125
126
127
128
129
130
131
132
133
134
135
136
137
138
139
140
141
142
143
144
145
146
147
148
149
150
151
152
153
154
155
156
157
158
159
160
161
162
163
164
165
166
167

168
169
170
171
172
173
174
175
176
177
178
179
180
181
182
183
184
185
186
187
188
189
190
191
192
193
194
195
196
197
198
199
200
201
202



•

[Table of Contents](#)

•

Bookmarks



4.4.9

ACPI Settings

Enable ACPI Auto Configuration [Disabled]

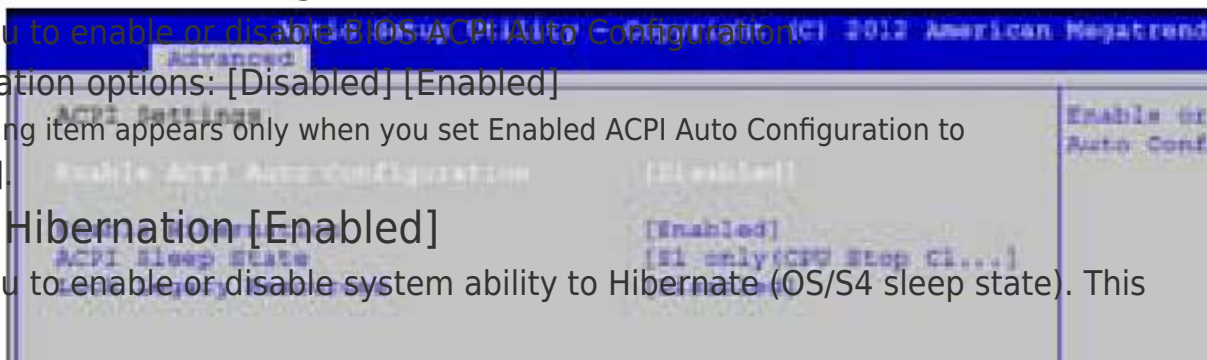
Allows you to enable or disable BIOS ACPI Auto Configuration.

Configuration options: [Disabled] [Enabled]

The following item appears only when you set Enabled ACPI Auto Configuration to [Disabled].

Enable Hibernation [Enabled]

Allows you to enable or disable system ability to Hibernate (OS/S4 sleep state). This option



may be not effective with some OS.

Configuration options: [Disabled] [Enabled]

ACPI Sleep State [S1 (CPU Stop Clock)]

Allows you to set the ACPI Sleep State.

Configuration options: [Suspend Disabled] [S1 (CPU Stop Clock)]

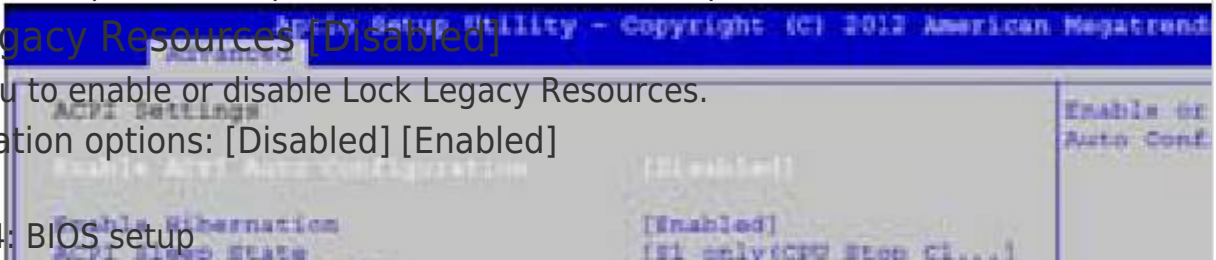
Lock Legacy Resources [Disabled]

Allows you to enable or disable Lock Legacy Resources.

Configuration options: [Disabled] [Enabled]

4-28

Chapter 4: BIOS setup



[Table of Contents](#)

[Previous Page](#)
[Next Page](#)

[1](#)
[...](#)
[93](#)
[94](#)
[95](#)
[96](#)
[97](#)
[98](#)
[99](#)
[100](#)

Related Manuals for Asus Z9PE-D16-10G Series

[Software Asus Z9PE-D16-10G DUAL User Manual](#)

System web-based management (94 pages)

[Motherboard Asus Z9PH-D16 FDR User Manual](#)

Z9ph-d16 series (192 pages)

[Motherboard Asus Z9PE-D16 User Manual](#)

Z9pe-d16 series (194 pages)

[Motherboard Asus Z9PA-U8 User Manual](#)

Atx motherboard (188 pages)

[Motherboard Asus Z9PE-D8 WS Manual](#)

Dual intel socket 2011 (226 pages)

[Motherboard ASUS XC Cube box User Manual](#)

(226 pages)

[Motherboard Asus z9pe-d8 WS Quick Start Manual](#)

(14 pages)

[Motherboard Asus Z9PA-D8 User Manual](#)

Z9pa-d8 series 2 x lga 2011 socket (194 pages)

[Motherboard Asus Z9PR-D12 SERIES User Manual](#)

User guide (190 pages)

[Motherboard ASUS Z9PR-D16 Manual](#)

(194 pages)

[Motherboard ASUS Z97M-PLUS User Manual](#)

Uatx motherboard (144 pages)

[Motherboard Asus Z97-C Manual](#)

(48 pages)

[Motherboard Asus Z97-P Manual](#)

(22 pages)

[Motherboard Asus Z87-A User Manual](#)

Asus z87-a motherboard user guide (114 pages)

[Motherboard Asus Z97-PRO GAMER User Manual](#)

(102 pages)

[Motherboard Asus z97 Series Manual](#)

(28 pages)

Related Content for Asus Z9PE-D16-10G Series

[Z10PC-D8 Series Acpi Settings](#)

Asus Z10PC-D8 Series

[C785S-IM-AA Acpi Settings](#)

Asus C785S-IM-AA

[Z11PA-U12 series Acpi Settings](#)

Asus Z11PA-U12 series

[Q370I-IM-A R2.0 Acpi Settings](#)

Asus Q370I-IM-A R2.0

[Pro WS 621-64L SAGE Series Acpi Settings](#)

Asus Pro WS 621-64L SAGE Series

[WS C246M PRO Acpi Settings](#)

Asus WS C246M PRO

[Z11PR-D16 Acpi Settings](#)

Asus Z11PR-D16

[P10S-M Acpi Settings](#)

Asus P10S-M

This manual is also suitable for:

[Z9pe-d16-10g/dualZ9pe-d16-10g/single](#)