

Procedure 5 Connector Check And Replacement Check - Toshiba PSLC8U-03L023 - Satellite L305D- S5927 - Athlon X2 2.16 GHz Maintenance Manual

Pslb0 series;pslb1 series; pslb2 series; pslb3 series

1
2
3
4
5
6
7
8
9
10
11
12
13
14
15
16
17
18

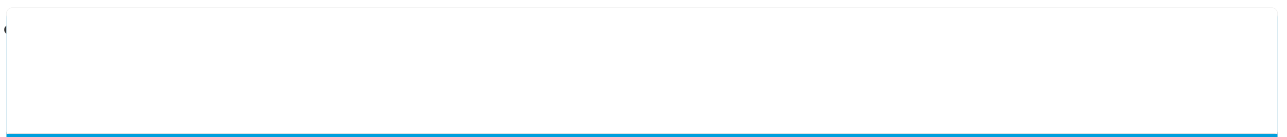
19
20
21
22
23
24
25
26
27
28
29
30
31
32
33
34
35
36
37
38
39
40
41
42
43
44
45
46
47
48
49
50
51
52
53
54
55
56
57
58
59
60
61
62
63
64
65
66
67
68

69
70
71
72
73
74
75
76
77
78
79
80
81
82
83
84
85
86
87
88
89
90
91
92
93
94
95
96
97
98
99
100
101
102
103
104
105
106
107
108
109
110
111
112
113
114
115
116
117
118

119
120
121
122
123
124
125
126
127
128
129
130
131
132
133
134
135
136
137
138
139
140
141
142
143
144
145
146
147
148
149
150
151
152
153
154
155
156
157
158
159
160
161
162
163
164
165
166
167
168

169
170
171
172
173
174
175
176
177
178
179
180
181
182
183
184
185
186
187
188
189
190
191
192
193
194
195
196
197
198
199
200
201
202
203
204
205
206
207
208
209
210
211
212
213
214
215
216
217
218

219
220
221
222
223
224
225
226
227
228
229
230
231
232
233
234
235
236
237
238
239
240
241
242
243
244
245
246
247
248
249
250
251
252



•


[Table of Contents](#)

-

Troubleshooting

•

Bookmarks



2.5 2.5-inch HDD

Procedure 5 Connector Check and Replacement Check

The HDD or system board may be faulty. Disassemble the computer following the steps described in Chapter 4 and perform the following checks:

Check 1


Make sure the following connectors have been firmly connected to the HDD, system board and CPU.

HDD

If any connector is loose or off, reconnect it firmly and return to Procedure 1.

If there is still an error, perform Check 2.

Check 2



The HDD may be damaged. Replace it with a new one following the disassembling instructions in Chapter 4. If the problem persists, perform Check 3.

Check 3

The System board may be damaged. Replace it with a new one following the disassembling instructions in Chapter 4. If the problem persists, perform Check 4.

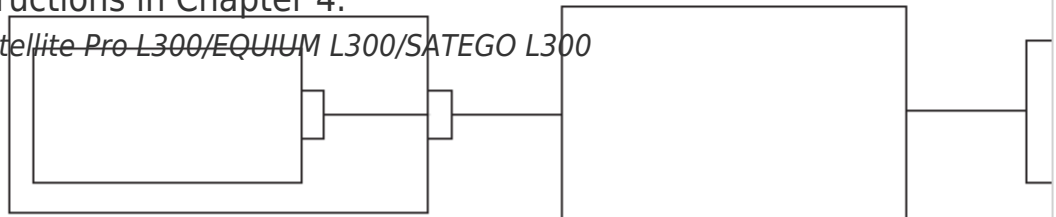
Check 4

The CPU may be damaged. Replace it with a new one following the disassembling instructions in Chapter 4.

Satellite L300/L305/Satellite Pro L300/EQUIUM L300/SATEGO L300

System board

Maintenance Manual
2 Troubleshooting



CPU

2-15

[Table of Contents](#)

[Previous Page](#)
[Next Page](#)

1
...
53
54
55
56
57
58
59
60

Quick Links:

[Hardware Overview](#)

[Figure 1-1 ID Parts Description Placement](#)

Chapters

[Table of Contents](#) 6

[Table of Contents](#) 16

[Chapter 2 Troubleshooting](#) 39

[Chapter 3 Diagnostic Programs](#) 67

[Table of Contents](#) 135

[Appendix](#) 199

Related Manuals for Toshiba PSLC8U-03L023 - Satellite L305D-S5927 - Athlon X2 2.16 GHz

[Desktop Toshiba Satellite L300 Maintenance Manual](#)

(252 pages)

[Laptop Toshiba Satellite L300 Maintenance Manual](#)

Maintenance manual (244 pages)

[Laptop Toshiba L300-EZ1004X User Manual](#)

L300-ez1004x user's guide (235 pages)

[Laptop Toshiba L305D S5897 - Satellite - Turion 64 X2 2 GHz Manual](#)

[Del Usuario](#)

User's guide for satellite l300d/l305d spanish (233 pages)

[Laptop Toshiba L300-ST3502 User Manual](#)

L300-st3502 user's guide (230 pages)

[Laptop Toshiba PSLB9U-00R011 User Manual](#)

User manual (212 pages)

[Laptop Toshiba Satellite L300 Series User Manual](#)

(187 pages)

[Laptop Toshiba L300D series User Manual](#)

(186 pages)

[Laptop Toshiba Satellite L305D-S5974 Resource Manual](#)

User guide (64 pages)

[Laptop Toshiba Satellite L300 Series Resource Manual](#)

(56 pages)

[Laptop Toshiba Satellite L300D-ST3503 Resource Manual](#)

Toshiba satellite l300d-st3503: reference guide (56 pages)

[Laptop Toshiba Satellite Pro L300-EZ1004X Specifications](#)

Toshiba satellite pro l300-ez1004x: specifications (4 pages)

[Laptop Toshiba Satellite Pro L300-EZ1502 Specifications](#)

Toshiba satellite pro l300-ez1502: specifications (4 pages)

[Laptop Toshiba Satellite Pro L300-EZ1522 Specifications](#)

Toshiba satellite pro l300-ez1522: specifications (4 pages)

[Laptop Toshiba Satellite Pro L300-EZ1523 Specifications](#)

Toshiba satellite pro l300-ez1523: specifications (4 pages)

[Laptop Toshiba PSLB9U-00R011 Brochure](#)

Brochure (2 pages)

Related Content for Toshiba PSLC8U-03L023 - Satellite L305D-S5927 - Athlon X2 2.16 GHz

[Satellite M20 Procedure 5 Connector Check And Replacement Check](#)

Toshiba Satellite M20

[Satellite U400 Procedure 3 Connector Check And Replacement Check](#)

Toshiba Satellite U400

[PORTEGE M300 Procedure 2 Connector And Replacement Check](#)

Toshiba PORTEGE M300

[Satellite L300D Procedure 5 Connector Check And Replacement Check](#)

Toshiba Satellite L300D

[QOSMIO G50 Procedure 3 Connector Check And Replacement Check](#)

Toshiba QOSMIO G50

[Satellite E200 Procedure 5 Connector Check And Replacement Check](#)

Toshiba Satellite E200

[T3300SL Procedure 4 Connector Check And Replacement Check](#)

Toshiba T3300SL

[Satellite Pro U300 Procedure 3 Connector Check And Replacement Check](#)

Toshiba Satellite Pro U300

This manual is also suitable for:

[Satellite I300](#)[Satellite I305](#)[Satellite pro I300](#)[Equium I300](#)[Satago I300](#)