

TOSHIBA

Toshiba B-EP800-CHG6-QM-R Owner's Manual

6-slot battery charger

1
2
3
4

--

•

Bookmarks

[Download this manual](#)

Quick Links



Enlarged version

TOSHIBA 6-Slot Battery Charger

B-EP800-CHG6-QM-R

TOSHIBA

<English>

CAUTION!

1. The B-EP800-CHG6-QM-R battery charger is designed and manufactured for use with the B-EP802-BT-QM-R/B-EP804-BT-QM-R lithium-ion battery packs. There is a risk of explosion if the battery is replaced by an incorrect type.

B-EP2DL-GH20-QM-R

B-EP2DL-GH30-QM-R

B-EP802-BT-QM-R

B-EP2DL-GH40-QM-R

2. Use only the supplied AC adapter (Model: F11503-B) for powering this battery charger.

<Français>

PRÉCAUTIONS!

1. Le chargeur de batteries B-EP800-CHG6-QM-R est conçu et fabriqué pour être utilisé avec le pack batteries Lithium-ion B-EP802-BT-QM-R/ B-EP804-BT-QM-R. Il y a un risque d'explosion si la batterie est remplacée par un modèle non adapté.

B-EP2DL-GH20-QM-R

B-EP2DL-GH30-QM-R

B-EP802-BT-QM-R

B-EP2DL-GH40-QM-R

2. N'utilisez que l'adaptateur secteur (Modèle: F11503-B) pour alimenter le chargeur de batteries.

<Deutsch>

Achtung!

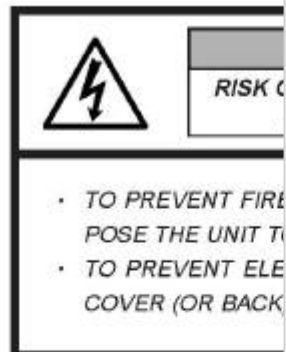
1. Das Akkuladegerät B-EP800-CHG6-QM-R ist speziell für die Lithium-Ionen Akku B-EP802-BT-QM-R und B-EP804-BT-QM-R bestimmt.

Bei Verwendung eines anderen Akkus besteht die Gefahr einer Explosion.

B-EP2DL-GH20-QM-R

B-EP2DL-GH30-QM-R

B-EP802-BT-QM-R



B-EP2DL-GH40-QM-R

2. Benutzen Sie nur das mitgelieferte Ladegerät (Modell: F11503-B) um den Akku zu laden.

<Español>

ATENCIÓN!

1. El cargador de baterías B-EP800-CHG6-QM-R se ha diseñado y fabricado para usar junto con las baterías de Litio-ión B-EP802-BT-QM-R / B-EP804-BT-QM-R. Existe riesgo de explosión si se usa un tipo de batería incorrecto.

B-EP2DL-GH20-QM-R

B-EP2DL-GH30-QM-R

B-EP802-BT-QM-R

B-EP2DL-GH40-QM-R

2. Utilice solo el adaptador AC suministrado (Modelo: F11503-B) para alimentar este cargador de baterías.

<Nederlands>

WAARSCHUWING!

1. De B-EP800-CHG6-QM-R batterijlader is uitsluitend geschikt voor de B-EP802-BT-QM-R/ B-EP804-BT-QM-R lithium-ion batterijeenheid. Vervanging door een verkeerd type batterij kan een ontploffing veroorzaken.

B-EP2DL-GH20-QM-R

B-EP2DL-GH30-QM-R

B-EP802-BT-QM-R

B-EP2DL-GH40-QM-R

2. Gebruik uitsluitend de bijgeleverde wisselstroomadapter (Model: F11503-B) om de batterijlader te voeden.

<Italiano>

ATTENZIONE!

1. Il caricabatterie del modello B-EP800-CHG6-QM-R è esclusivamente per il modello B-EP802-BT-QM-R/ B-EP804-BT-QM-R pacco batterie Ioni di Litio. Esiste il rischio di esplosione se utilizzate le batterie sbagliate.

B-EP2DL-GH20-QM-R

B-EP2DL-GH30-QM-R

B-EP802-BT-QM-R

B-EP2DL-GH40-QM-R

2. Utilizzate solo l'adattatore per corrente alternata (Modello: F11503-B) per alimentare il caricabatterie.

<Português>

ATENÇÃO!

1. O carregador de bateria B-EP800-CHG6-QM-R foi desenhado e fabricado para uso com as baterias de Lithium-ion B-EP802-BT-QM-R/ B-EP804-BT-QM-R. Existe o risco de explosão se a bateria for substituída por um tipo de bateria incorrecto.

B-EP2DL-GH20-QM-R

B-EP2DL-GH30-QM-R

B-EP802-BT-QM-R

B-EP2DL-GH40-QM-R

2. Utilize apenas o adaptador AC fornecido (Modelo: F11503-B) para ligar este carregador de bateria à corrente eléctrica.

B-EP4DL-GH20-QM-R

B-EP4DL-GH30-QM-R

B-EP804-BT-QM-R

B-EP4DL-GH40-QM-R

B-EP4DL-GH20-QM-R

B-EP4DL-GH30-QM-R

B-EP4DL-GH40-QM-R

B-EP804-BT-QM-R

B-EP4DL-GH20-QM-R

B-EP4DL-GH30-QM-R

B-EP4DL-GH40-QM-R

B-EP804-BT-QM-R

B-EP4DL-GH20-QM-R

B-EP4DL-GH30-QM-R

B-EP4DL-GH40-QM-R

B-EP804-BT-QM-R

B-EP4DL-GH20-QM-R

B-EP4DL-GH30-QM-R

B-EP4DL-GH40-QM-R

B-EP804-BT-QM-R

B-EP4DL-GH20-QM-R

B-EP4DL-GH30-QM-R

B-EP4DL-GH40-QM-R

B-EP804-BT-QM-R

B-EP4DL-GH20-QM-R

B-EP4DL-GH30-QM-R

B-EP4DL-GH40-QM-R

B-EP804-BT-QM-R

B-EP4DL-GH20-QM-R

B-EP4DL-GH30-QM-R

B-EP4DL-GH40-QM-R

B-EP804-BT-QM-R

B-EP4DL-GH20-QM-R

B-EP4DL-GH30-QM-R

B-EP4DL-GH40-QM-R

B-EP804-BT-QM-R

B-EP4DL-GH20-QM-R

B-EP4DL-GH30-QM-R

B-EP4DL-GH40-QM-R

B-EP804-BT-QM-R

B-EP4DL-GH20-QM-R

B-EP4DL-GH30-QM-R

B-EP4DL-GH40-QM-R

B-EP804-BT-QM-R

B-EP4DL-GH20-QM-R

B-EP4DL-GH30-QM-R

B-EP4DL-GH40-QM-R

B-EP804-BT-QM-R

B-EP4DL-GH20-QM-R

B-EP4DL-GH30-QM-R

B-EP4DL-GH40-QM-R

B-EP804-BT-QM-R

B-EP4DL-GH20-QM-R

B-EP4DL-GH30-QM-R

B-EP4DL-GH40-QM-R

B-EP804-BT-QM-R

B-EP4DL-GH20-QM-R

B-EP4DL-GH30-QM-R

B-EP4DL-GH40-QM-R

B-EP804-BT-QM-R

B-EP4DL-GH20-QM-R

B-EP4DL-GH30-QM-R

B-EP4DL-GH40-QM-R

B-EP804-BT-QM-R

B-EP4DL-GH20-QM-R

B-EP4DL-GH30-QM-R

B-EP4DL-GH40-QM-R

B-EP804-BT-QM-R

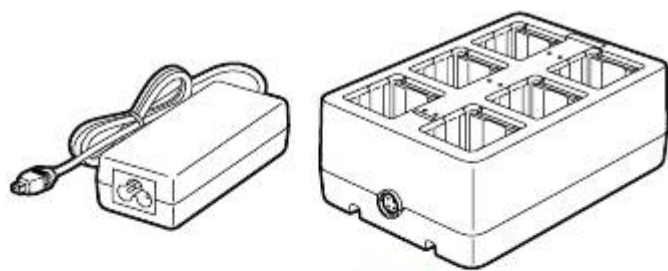
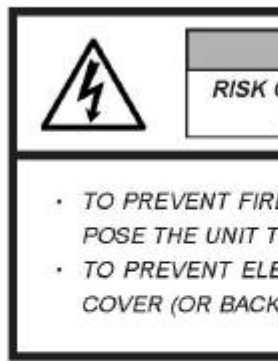
B-EP4DL-GH20-QM-R

B-EP4DL-GH30-QM-R

B-EP4DL-GH40-QM-R

B-EP804-BT-QM-R

TOSHIBA



ManualsLib.com TOSHIBA TEC CO

Before using the unit, please read this manual thoroughly and retain it for future reference.

This symbol is intended to alert the user to the presence of uninsulated "Dangerous voltage" within the product's enclosure that may be of sufficient magnitude to constitute a risk of electric shock to persons.

This symbol is intended to alert the user to the presence of important operating and maintenance (servicing) instructions in the literature accompanying the appliance.

NOTE:

No user-serviceable parts inside. Refer servicing to qualified service personnel.

< For EU Only >

TOSHIBA TEC Europe Retail Information Systems S.A.

Rue de la Célièdie 33 BE-1080 Brussels

<Polski>

UWAGA!

1. Ładowarka baterii B-EP800-CHG6-QM-R jest zaprojektowana i wyprodukowana do użytku z zestawami baterii litowo-jonowych.

B-EP802-BT-QM-R / B-EP804-BT-QM-R. Zastosowanie nieprawidłowego typu baterii powoduje ryzyko wybuchu.

B-EP2DL-GH20-QM-R

B-EP2DL-GH30-QM-R

B-EP802-BT-QM-R

B-EP2DL-GH40-QM-R

2. Należy używać wyłącznie dostarczonego zasilacza AC (model: F11503-B) do zasilania tej ładowarki baterii

<Dutch>

WAARSCHUWING!

1. De B-EP800-CHG6-QM-R batterijlader is uitsluitend geschikt voor de B-EP802-BT-QM-R/ B-EP804-BT-QM-R lithium-ion batterijeenheid. Vervanging door een verkeerd type batterij kan een ontploffing veroorzaken.

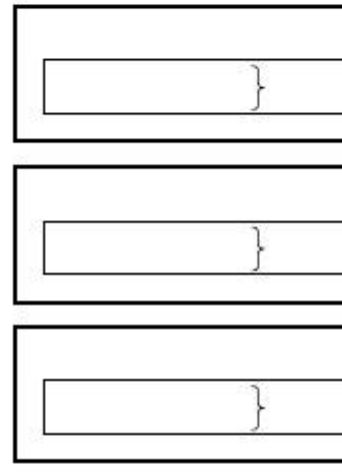
B-EP2DL-GH20-QM-R

B-EP2DL-GH30-QM-R

B-EP802-BT-QM-R

B-EP2DL-GH40-QM-R

B-EP802-BT-QM-R



B-EP2DL-GH40-QM-R

2. 電源コード、電源 AC 端子 (Model: F11503-B) を電源コードに接続してください。

<電源コード>

電源

1. 電源コードを電源端子に接続してください。B-EP802-BT-QM-R / B-EP804-BT-QM-R の電源コードは電源端子に接続してください。

電源

B-EP2DL-GH20-QM-R

B-EP2DL-GH30-QM-R

B-EP802-BT-QM-R

B-EP2DL-GH40-QM-R

TOSHIBA

2. 電源コードを電源端子に接続してください。Model: F11503-B

Copyright © 2008

by TOSHIBA TEC CORPORATION

All Rights Reserved

570 Ohito, Izunokuni-shi, Shizuoka-ken, JAPAN

PRINTED IN JAPAN



EO1-33081

7FM03287000

1

B-EP4DL-GH20-QM-R

B-EP4DL-GH30-QM-R

B-EP804-BT-QM-R

B-EP4DL-GH40-QM-R

B-EP4DL-GH20-QM-R

B-EP4DL-GH30-QM-R

B-EP804-BT-QM-R

B-EP4DL-GH40-QM-R


B-EP4DL-GH20-QM-R

B-EP4DL-GH30-QM-R

B-EP804-BT-QM-R

B-EP4DL-GH40-QM-R

3

	RISK C
<ul style="list-style-type: none"> • TO PREVENT FIRE POSE THE UNIT TO • TO PREVENT ELE COVER (OR BACK 	



[Next Page](#)

1
2
3
4

Related Manuals for Toshiba B-EP800-CHG6-QM-R

[Battery Charger Toshiba B-EP800-CHG6-QM-R Owner's Manual](#)

6-slot (16 pages)

[Battery Charger Toshiba B-EP800-CHG6-QM-R Owner's Manual](#)

(8 pages)

[Battery Charger Toshiba B-EP800-CHG-QM-R Owner's Manual](#)

(4 pages)

[Battery Charger Toshiba B-EP800-CHG-QM-R Owner's Manual](#)

(8 pages)

[Battery Charger Toshiba B-EP800-CHG-QM-R Owner's Manual](#)

(16 pages)

[Battery Charger Toshiba MCR-2550 Instruction Manual](#)

Optional initial charger (12 pages)

Summary of Contents for Toshiba B-EP800-CHG6-QM-R

[Page 1](#) 2. Benutzen Sie nur das mitgelieferte Ladegerät (Modell: F11503-B) um den Akku zu laden. <Español> ATENCIÓN! 1. El cargador de baterías B-EP800-CHG6-QM-R se ha diseñado y fabricado para usar junto con las baterías de Litio-Ión B-EP802- BT-QM-R / B-EP804-BT-QM-R. Existe riesgo de explosión si se usa un tipo de batería incorrecto. B-EP2DL-GH20-QM-R...

[Page 2](#) If you should lose the fuse cover, please contact your nearest • Temperatures out of the specification TOSHIBA TEC service representative. • Dusty or dirty • Very humid • Vibrating If any difficulty should arise, unplug the unit and contact your Authorised TOSHIBA TEC representative.

[Page 3: Charging Time](#)

To Charge the Battery Pack orientation shown below. WARNING! The CHARGE lamp will light up and Partition 1. The B-EP800-CHG6-QM-R battery charger is exclusively used for the B-EP802-CHARGE lamp charging will begin. BT-QM-R/ B-804-BT-QM-R lithium-ion battery pack. DO NOT charge any other Notice: battery packs, or explosion, combustion, or overheating may result.

[Page 4](#) When purchasing the power cord: Since the power cord set is not enclosed in this unit, please purchase an approved one that meets the following standard from your authorized TOSHIBA TEC representative. (As of August 2008) Certification Country Agency Country...