

Strata Dk16 Base Key Service Unit; Strata Dk8 Key Service Unit Interior; (Connectors And Interfaces) - Toshiba Strata DK8 General Description Manual

Digital key telephone system

1

2

Table Of Contents

3

4

5

6

7

8

9

10

11

12

13

14

15

16

17

18
19
20
21
22
23
24
25
26
27
28
29
30
31
32
33
34
35
36
37
38
39
40
41
42
43
44
45
46

--

•

[Table of Contents](#)

•

Bookmarks



STRATADK8&DK16

BATTERY JUMPER SW1, FOR
CUSTOMER DATA MEMORY
QPSU8

POWER SUPPLY

AC POWER

CORD/
PLUG 4' 7"

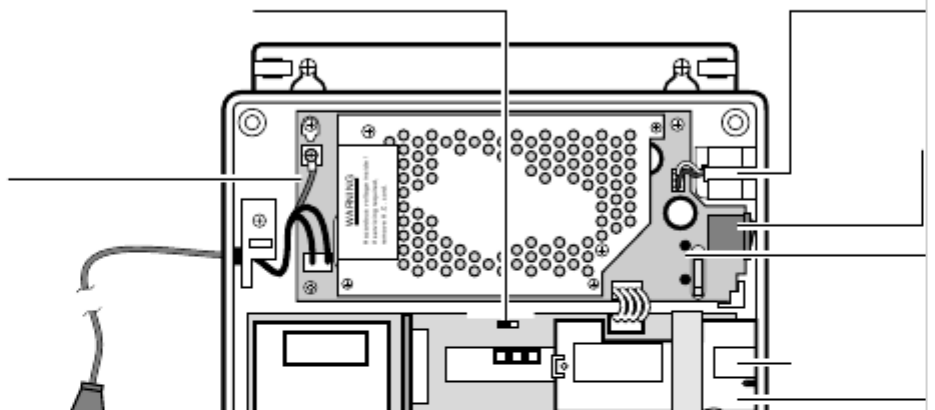
QRCU-3 CIRCUIT

DTMF AND ABR
TONE DETECTOR

PCB (optional)

J6-25-PAIR

AMPHENOL JACK
FOR TELEPHONE



TIP/RING AND
RELAY CONTACT
(FEMALE)

MUSIC-ON HOLD RCA JACK
PAGING OUTPUT RCA JACK

Figure 9

STRATA DK8 KEY SERVICE UNIT INTERIOR (CONNECTORS AND INTERFACES)

Access (DISA) operation. Each QRCU card provides three shared circuits.

IMPORTANT NOTE:

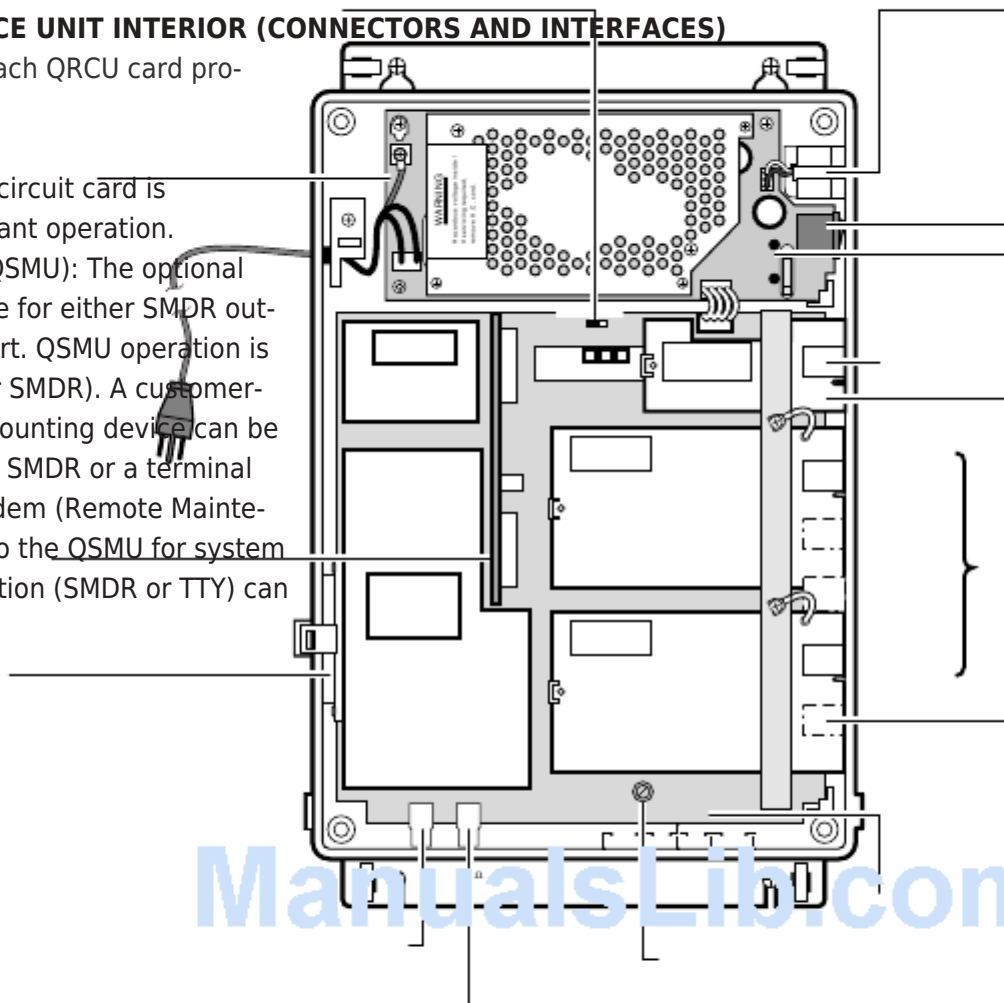
The QRCU2 version of this circuit card is required for Built-in Attendant operation.
SMDR/TTY Interface Unit (QSMU): The optional QSMU provides an interface for either SMDR output or TTY maintenance port. QSMU operation is software selectable (TTY or SMDR). A customer-supplied printer or Call Accounting device can be connected to the QSMU for SMDR or a terminal (local maintenance) or modem (Remote Maintenance) can be connected to the QSMU for system programming. Only one option (SMDR or TTY) can function at a time.

- 8**
- ON OFF
- BAKT
- SW1
- QCNU
- QMA
- QSMU
- ROM
- (standard)
- (optional)
- Conference
- QCDU (optional)
- 1-CO line CKT (4)
- 2-Digital
- 2-Telephone CKT
- QSTU
- (QSTS)
- QCDU (optional)
- (optional)
- 1-CO line CKT (3)
- 2-Standard
- 2-Digital
- Telephone
- 2-Telephone CKT
- Circuits
- MOH
- SOB
- JACK
- PAGE

VR701 MOH
VOLUME
CONTROL

STRATA DK16 BASE KEY SERVICE UNIT

In addition to the main processor and operating software for the system, the Base Key Service Unit contains the circuitry and components (Figure 10 and Table F) described as follows. The weight and dimensions of the unit, which is designed for wall mounting,



are as follows

Digital Telephone Circuits: The main circuit board has eight integrated circuits that can connect to digital telephones, stand-alone data interface units (PDIU-DSs), one digital door phone/lock control

DC POWER

ON/OFF SWITCH

AC

DC

SMDR/TTY

3-PAIR

MODULAR JACK

CO4

CO2

MODULAR

RJ11 JACKS

CO1

CO3

MAIN CIRCUIT BOARD

Height: 18.0 in (457 mm)

Width: 12.2 in (310 mm)

Depth: 3.4 in (86 mm)

Weight: 8.4 lbs (3.8 kg)

AUGUST 1993

RESERVE

BATTERY

CONNECTOR

AC AND DC

POWER

INDICATOR LEDs

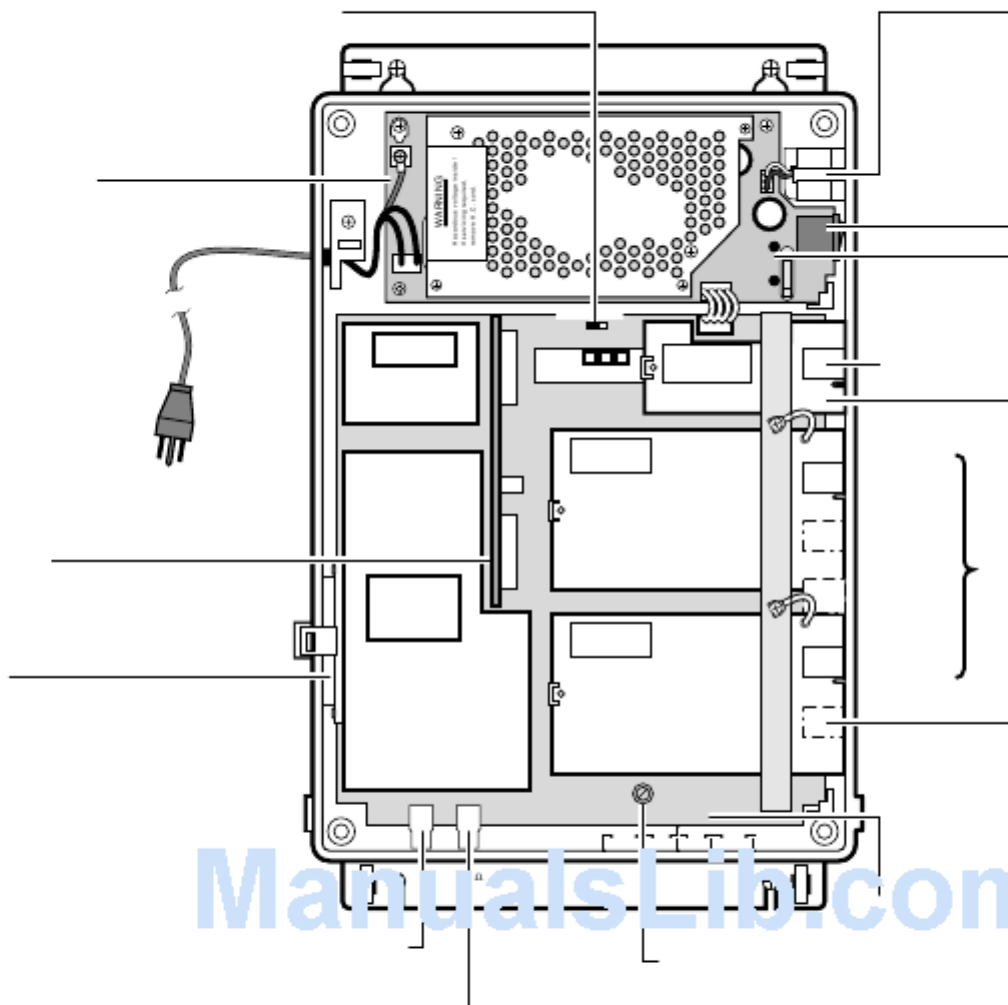
QSMU,

SMDR/TTY

PCB

PFT, RJ11

MODULAR JACK



[Table of Contents](#)

[Previous Page](#)
[Next Page](#)

1
...
9
10
11
12
13
14
15
16

Related Manuals for Toshiba Strata DK8

[Telephone System Toshiba Strata DK8 Installation And Maintenance Manual](#)

Digital key telephone systems (609 pages)

[Telephone Toshiba strata DK8 Installation Instructions Manual](#)

(584 pages)

[Telephone System Toshiba Strata DK 16 Installation And Maintenance Manual](#)

Toshiba digital key telephone systems installation and maintenance manual (321 pages)

[Telephone Toshiba Strata DK8 User Manual](#)

Digital telephone (90 pages)

[Telephone Toshiba Strata DK8 User Manual](#)

Dk digital lcd telephone (48 pages)

[Telephone TOSHIBA Strata DK8 User Manual](#)

Standard telephone (26 pages)

[Telephone Toshiba Strata DK16 User Manual](#)

Add-on module and direct station selection console (18 pages)

[Telephone Toshiba Strata DK8 Quick Reference Manual](#)

Business telephone (9 pages)

[IP Phone Toshiba Strata DK 2000-series User Manual](#)

Toshiba digital telephone user guide (164 pages)

[IP Phone Toshiba DK User Manual](#)

Includes lcd, add-on module, and direct station selection console (163 pages)

[IP Phone Toshiba CT User Manual](#)

Includes lcd, add-on module, and direct station selection console (136 pages)

[Handsets Toshiba Strata AirLink Integrated Wireless Handset User Manual](#)

Toshiba integrated wireless handset user guide (131 pages)

[Cordless Telephone Toshiba Strata DK User Manual](#)

Cordless digital telephone (107 pages)

[IP Phone Toshiba Strata DK User Manual](#)

Digital single line telephone (60 pages)

[Telephone System Toshiba Strata DK14 System Administrator Manual](#)

Strata dk digital business telephone systems (56 pages)

[Telephone Toshiba Strata DK14 Quick Reference Manual](#)

Strata dk digital business telephone systems (13 pages)

Related Content for Toshiba Strata DK8

[Strata DK14 Dk16/DK16E/Dk40/Dk40I Component Compatibility](#)

Toshiba Strata DK14

[Strata DK40 Strata Dk40 Programming Manual Spring](#)

Toshiba Strata DK40

[Strata DK14 Mounting The Base Ksu](#)

Toshiba Strata DK14

[Strata CTX Strata Acd Events](#)

Toshiba Strata CTX

[Strata AirLink Strata Airlink Bsia Manager Software](#)

□□□Toshiba Strata AirLink

[Strata CTX Strata Ctx To Strata Dk](#)

Toshiba Strata CTX

[STRATA CTX Soft Key Example](#)

TOSHIBA STRATA CTX

[Strata CIX40 Chapter 1 - Strata Cix Overview](#)

Toshiba Strata CIX40

This manual is also suitable for:

[Strata dk16](#)