



# Outdoor Fan Motor Control - Toshiba RAS-B10SKVP-E Service Manual

Split type air conditioner



1  
2  
3  
4  
5  
6  
7  
8  
9  
10  
11  
12  
13  
14  
15  
16  
17  
18

19  
20  
21  
22  
23  
24  
25  
26  
27  
28  
29  
30  
31  
32  
33  
34  
35  
36  
37  
38  
39  
40  
41  
42  
43  
44  
45  
46  
47  
48  
49  
50  
51  
52  
53  
54  
55  
56  
57  
58  
59  
60  
61  
62  
63  
64  
65  
66  
67  
68

69  
70  
71  
72  
73  
74  
75  
76  
77  
78  
79  
80  
81  
82  
83  
84  
85  
86  
87  
88  
89  
90  
91  
92  
93  
94  
95  
96  
97  
98  
99  
100  
101  
102  
103  
104  
105  
106  
107  
108  
109  
110  
111  
112  
113  
114  
115  
116  
117  
118



•

- 

Troubleshooting



•

## Bookmarks





**Item**

3. Outdoor fan

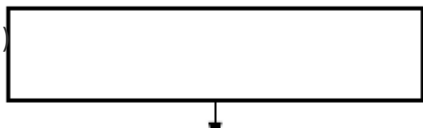
The blowing air volume at the outdoor unit side is controlled.  
motor control

Receiving the operation command from the controller of indoor unit, the controller of outdoor unit controls fan speed.

\* For the fan motor, a DC motor with non-stage variable speed system is used. However, it is limited to 16 stages for reasons of controlling.

Air conditioner ON  
(Remote controller)  
Indoor unit controller

- 1) Outdoor unit operation command (Outdoor fan control)
- 2) Fan speed







f C  
f D  
MODE

f B

f C

f D

f F

When To is abnormal

**10SAVP-E**

**T ap**

**10SAVP-ND**

f 9

700

f A

700

f B

700

f C

700

f D

750

f E

750

f F

750

- 33 -

**Description**

1) The operation command sent from the remote controller is processed by the indoor unit controller and transferred to the controller of the outdoor unit.

2) When strong wind blows at outdoor side, the operation of air conditioner continues with the fan motor stopped.

3) Whether the fan is locked or not is detected, and the operation of air conditioner stops and an alarm is displayed if the fan is locked.

4) According to each operation mode, by the conditions of outdoor temperature (To) and compressor revolution, the speed of the outdoor fan shown in the table is selected.

**In Heating operation**

~16.8 ~47.9 48.5 ~ MAX

To > 15°C

f 3

f 8

To < 15°C

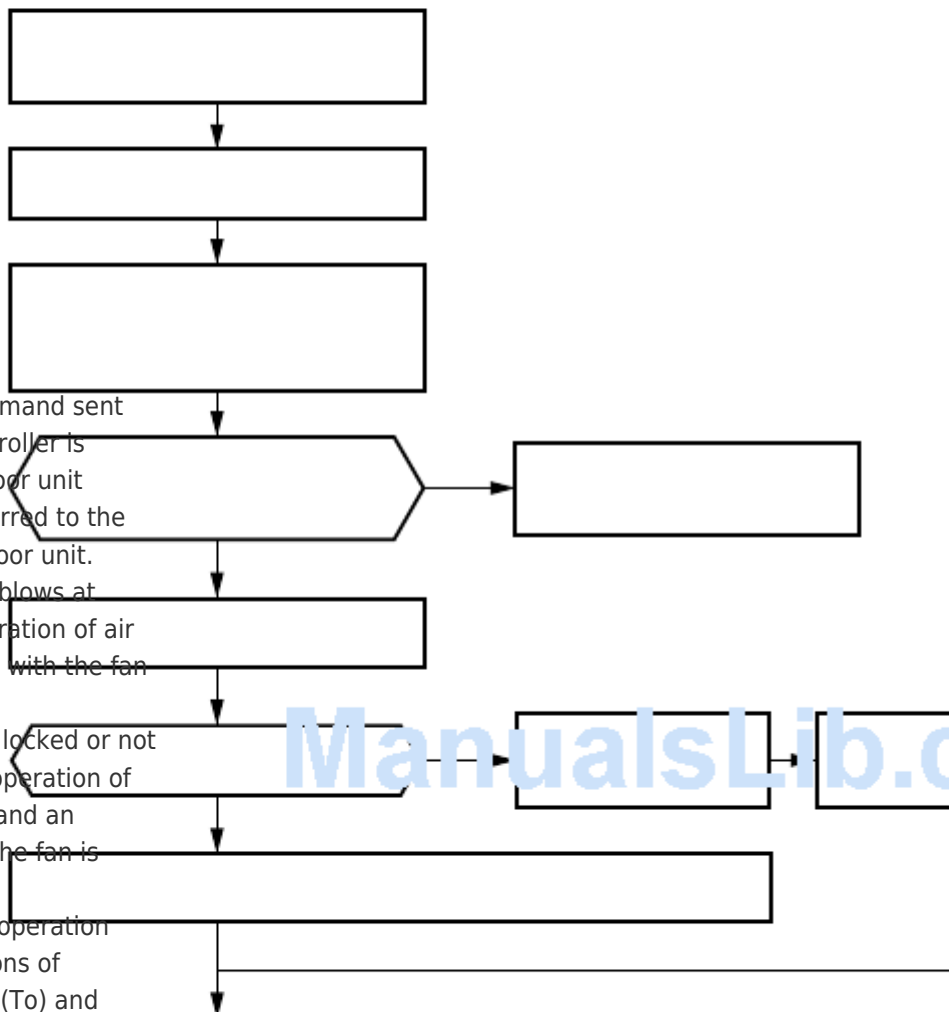
f 3

f 9

To < 5.5°C

f 8

f A



ManualsLib.com

To > 15°C	~16.8 ~47.9	—							
	48.5 ~ MAX	—							
To < 15°C	~16.8 ~47.9	—							
	48.5 ~ MAX	—							
To < 5.5°C	~16.8 ~47.9	—							
	48.5 ~ MAX	—							

To < -5.0°C  
 f B  
 f C  
 To > 15°C  
 f 3  
 f 3  
 To < 15°C  
 f 3  
 f 3  
 To < 5.5°C  
 f 5  
 f 9  
 To < -5.5°C  
 f 7  
 f A  
 f A  
 f B  
**13SAVP-E**  
**16SAVP-E**  
**13SAVP-ND**  
**16SAVP-ND**  
 700  
 700  
 700  
 700  
 840  
 840  
 840  
 f 9  
 f A  
 f D  
 f D  
 f 6  
 f 8  
 f 9  
 f B  
 f D  
 750  
 750  
 750  
 750  
 920  
 920  
 920

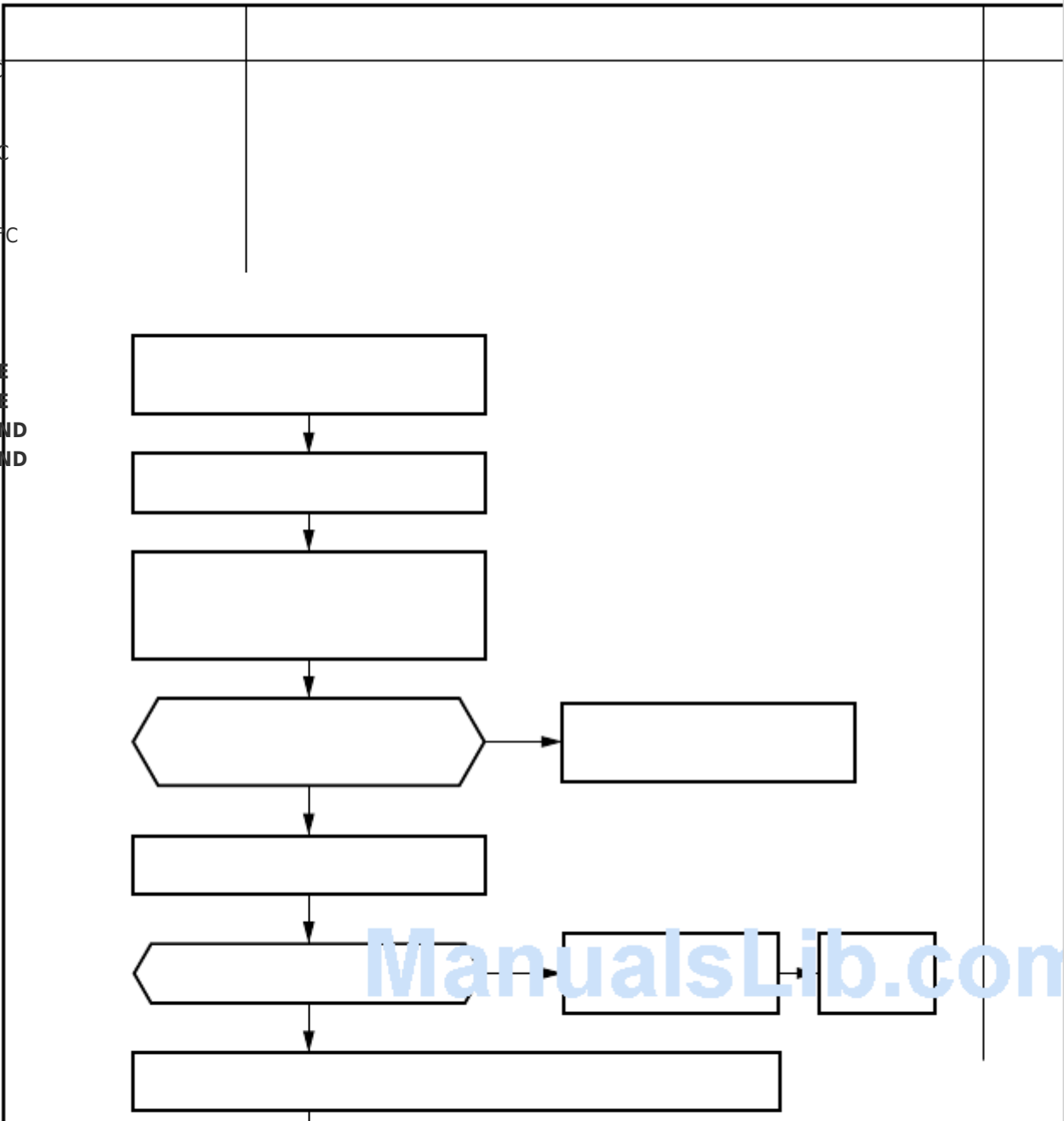


Table of Contents

ManualsLib.com



[Previous Page](#)  
[Next Page](#)

1  
...  
30  
31  
32  
33  
34  
35  
36  
37

Quick Links:

[Specifications](#)

[How to Diagnose the Trouble](#)

[How to Replace the Main Parts](#)

[Exploded Views and Parts List](#)

## Chapters

[Table of Contents](#) 2

[Operation Description 9-2. 1. Basic Operation](#) 28

### Related Manuals for Toshiba RAS-B10SKVP-E

[Air Conditioner Toshiba RAS-B10SKVP-E Installation Manual](#)

(148 pages)

[Air Conditioner Toshiba RAS-4M23SAV-E Service Manual](#)

Split type (121 pages)

[Air Conditioner Toshiba RAS-B10SKVP-E Service Manual](#)

(120 pages)

[Air Conditioner Toshiba RAS-10SAVP-E Service Manual](#)

(119 pages)

[Air Conditioner Toshiba RAS-B10SKVP-E Service Manual](#)

Split type (117 pages)

[Air Conditioner Toshiba RAS-B10SKVP-E Service Manual](#)

(117 pages)

[Air Conditioner Toshiba RAS-B10SKVP-E Owner's Manual](#)

Split type air conditioner (91 pages)

[Air Conditioner Toshiba RAS-B10SKVP-E Owner's Manual](#)

Split type; for general public use (31 pages)

[Air Conditioner Toshiba RAS-B10SKVP-E Owner's Manual](#)

Split type (31 pages)

[Air Conditioner Toshiba RAS-B10SKVP-E Installation Manual](#)

(19 pages)

[Air Conditioner Toshiba RAS-B10SKVP-E Installation Manual](#)

Split type air conditioner (19 pages)

[Air Conditioner Toshiba RAS-16SKVP-ND Owner's Manual](#)

(230 pages)

[Air Conditioner Toshiba RAS-10SKVP-ND Installation Manual](#)

(132 pages)

[Air Conditioner Toshiba RAS-10SKVP-ND Owner's Manual](#)

(61 pages)

[Air Conditioner Toshiba RAS-B10S4KVDG-E Installation Manual](#)

(24 pages)

[Air Conditioner Toshiba RAS-B13S4KVDG-E Service Manual](#)

(149 pages)

## Related Content for Toshiba RAS-B10SKVP-E

[RAS-25S4KVDG-ND Outdoor Fan Motor Control](#)

Toshiba RAS-25S4KVDG-ND

[RAS-B22PKVSG-TR Outdoor Fan Motor Control](#)

Toshiba RAS-B22PKVSG-TR

[RAS-25S4KVPG-ND Outdoor Fan Motor Control](#)

Toshiba RAS-25S4KVPG-ND

[RAS-18S3KV-E Outdoor Fan Motor Control](#)

Toshiba RAS-18S3KV-E

[RAS-5M34U2AVG-E Outdoor Fan Motor Control](#)

Toshiba RAS-5M34U2AVG-E

[RAS-25G3KVSG-ND Outdoor Fan Motor Control](#)

Toshiba RAS-25G3KVSG-ND

[RAS-25E2KVG-ND Outdoor Fan Motor Control](#)

Toshiba RAS-25E2KVG-ND

[RAS-13S3KV-E Outdoor Fan Motor Control](#)

Toshiba RAS-13S3KV-E

This manual is also suitable for:

[Ras-10savp-eRas-13savp-eRas-b16skvp-eRas-16savp-eRas-b13skvp-eRas-10skvp-nd](#) ... [Show all](#)