

Chassis And Cabinet Replacement Parts List - Toshiba 42WL55A Service Manual

Lcd color television

1
Table Of Contents
2
3
4
5
6
7
8
9
10
11
12
13
14
15
16
17

18
19
20
21
22
23
24
25
26
27
28
29
30
31
32
33
34
35
36
37

--

•

[Table of Contents](#)

•

Bookmarks




CHASSIS AND CABINET REPLACEMENT PARTS LIST

WARNING: BEFORE SERVICING THIS CHASSIS, READ THE "SERVICE SAFETY PRECAUTIONS" ON PAGE 3 OF

THIS MANUAL

CAUTION: The international hazard symbols "

which have special characteristics important for safety and should be replaced only with types identical to those in the

original circuit or specified in the parts list. The mounting position of  replacements is to be identical with originals. Before replacing any of these components, read carefully the PRODUCT SAFETY NOTICE. Do not degrade the safety of the receiver through improper servicing.

NOTICE:

• • • • The part number must be used when ordering parts, in order to assist in processing, be sure to include the

Model number and Description.

• • • • The PC board assembly with

Capacitors CD
 Resistors CF
 OMF : Oxide Metal Film
 (All CD and PF capacitors are

Location

Parts No. Description

No.

#1 : [42WL55A]

#2 : [42WL55E]

#3 : [42WL55R]

#4 : [42WL55T]



CAPACITORS

C101

76109103 CERAMIC CHIP, 50V B 0.01UF K

C102

76073039 ELECTROLYTIC, 16V 220UF M 3A

C103

76109102 CERAMIC CHIP, 50V B 1000PF K

C104

76619143 ELECTROLYTIC CHIP, 50V 4.7UF M

C105

76073039 ELECTROLYTIC, 16V 220UF M 3A

C110

76109102 CERAMIC CHIP, 50V B 1000PF K

C111

76109102 CERAMIC CHIP, 50V B 1000PF K

C114

76105101 CERAMIC CHIP, 50V CH 100PF J

C115

76105101 CERAMIC CHIP, 50V CH 100PF J

C117

76109103 CERAMIC CHIP, 50V B 0.01UF K

C118

76109103 CERAMIC CHIP, 50V B 0.01UF K

C162

76105101 CERAMIC CHIP, 50V CH 100PF J

C164

76100103 CERAMIC CHIP, 50V F 0.01UF Z

C190

76092730 CERAMIC CHIP, 16V B 0.1UF K

C501

76100104 CERAMIC CHIP, 25V F 0.1UF Z

C502

76100104 CERAMIC CHIP, 25V F 0.1UF Z

C503

76619046 ELECTROLYTIC CHIP, 16V 470UF

C504

76109103 CERAMIC CHIP, 50V B 0.01UF K

C505

76619046 ELECTROLYTIC CHIP, 16V 470UF

C506

76109103 CERAMIC CHIP, 50V B 0.01UF K

C514

76665221 ELECTROLYTIC, 10V 220UF M 3A

C516

76105110 CERAMIC CHIP, 50V CH 11PF J

C517

76092785 CERAMIC CHIP, 10V B 0.47UF K

C519

76619048 ELECTROLYTIC CHIP, 25V 4.7UF M

C521

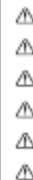
76092733 CERAMIC CHIP, 50V B 0.022UF K

C524

76109103 CERAMIC CHIP, 50V B 0.01UF K

C526

ManualsLib.com



76109103 CERAMIC CHIP, 50V B 0.01UF K
 C527
 76619071 ELECTROLYTIC CHIP, 50V 2.2UF
 C529
 76100104 CERAMIC CHIP, 25V F 0.1UF Z
 C530
 76619157 ELECTROLYTIC CHIP, 16V 100UF
 C605
 76109102 CERAMIC CHIP, 50V B 1000PF K
 C606
 76109102 CERAMIC CHIP, 50V B 1000PF K
 C660
 76669479 ELECTROLYTIC, 50V 4.7UF M
 C661
 76669479 ELECTROLYTIC, 50V 4.7UF M
 C662
 76109681 CERAMIC CHIP, 50V B 680PF K
 C663
 76109681 CERAMIC CHIP, 50V B 680PF K
 C668
 76619100 ELECTROLYTIC CHIP, 16V 10UF M
 C670
 76669100 ELECTROLYTIC, 50V 10UF M
 C671
 76669100 ELECTROLYTIC, 50V 10UF M
 C673
 76619102 ELECTROLYTIC CHIP, 16V 47UF M



" in the schematic diagram and the parts list designate components mark is no longer available after the end of the production.

*

Model : 42WL55A/42WL55E/42WL55R/42WL55T

: Ceramic Disk

: Carbon Film

±

5%, 50V and all resistors,

- 20 -

PF : Plastic Film

CC : Carbon Composition

VR : Variable Resistor

±

5%, 1/6W unless otherwise noted.)

Location

Parts No. Description

No.

C674
 76092731 CERAMIC CHIP, 16V B 1UF K
 C677
 76619141 ELECTROLYTIC CHIP, 50V 2.2UF M
 C678
 76285104 CERAMIC CHIP, 50V B 0.1UF K
 C679
 76285104 CERAMIC CHIP, 50V B 0.1UF K
 C680
 76668102 ELECTROLYTIC, 35V 1000UF M 3A
 C681
 76668102 ELECTROLYTIC, 35V 1000UF M 3A
 C682
 76668102 ELECTROLYTIC, 35V 1000UF M 3A
 C684
 76109103 CERAMIC CHIP, 50V B 0.01UF K
 C685



76109103 CERAMIC CHIP, 50V B 0.01UF K

C690

76664102 ELECTROLYTIC, 6.3V 1000UF M 3A

C691

76092463 CERAMIC CHIP, 16V B 0.22UF K

C692

76092463 CERAMIC CHIP, 16V B 0.22UF K

C801

76168007 MT PLA AC275V 1UF M

C802

76503508 MT PLA PCX2 337 11474

C806

76092555 CERAMIC DISC, AC250V E 1000PF M

C807

76092555 CERAMIC DISC, AC250V E 1000PF M

C808

76092553 CERAMIC DISC, AC250V B 470PF K

C809

76092553 CERAMIC DISC, AC250V B 470PF K

C812

76109102 CERAMIC CHIP, 50V B 1000PF K

C814

76109102 CERAMIC CHIP, 50V B 1000PF K

C815

76073037 ELECTROLYTIC, 16V 47UF M 3A

C816

76109102 CERAMIC CHIP, 50V B 1000PF K

C817

76109102 CERAMIC CHIP, 50V B 1000PF K

C818

76669010 ELECTROLYTIC, 50V 1UF M

C819

76539684 PLASTIC FILM, 50V 0.68UF J

C820

76125010 CHEMICON CE60R 450V 270UF M 3H

C821

76125011 CHEMICON CE04R 450V 82UF M 4A

C822

76214103 CERAMIC DISC, 500V B 0.01UF K

C824

76168008 MT PLA 450V 1UF K

C825

76168008 MT PLA 450V 1UF K

C826

76092339 CERAMIC DISC, 2KV 330PF K

C827

76092339 CERAMIC DISC, 2KV 330PF K

C840

76125009 CHEMICON 450V 47UF M

C843

76166001 CERAMIC DISK CC45 SL 3.15KV 47PF J

C844

76669479 ELECTROLYTIC, 50V 4.7UF M

C845

76073196 ELECTROLYTIC, 50V 22UF M 3A

C846

76073140 ELECTROLYTIC CE04P 10V 680UF M 3A

C847

76665471 ELECTROLYTIC, 10V 470UF M

C848

76214471 CERAMIC DISC, 500V B 470PF K

C860

76214103 CERAMIC DISC, 500V B 0.01UF K

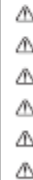
C861

76503053 PLASTIC FILM, 63V 1UF J

C862



ManualsLib.com



76669229 ELECTROLYTIC, 50V 2.2UF M

C863

76503049 PLASTIC FILM, 63V 0.47UF J

C864

76567224 PLASTIC FILM, 50V 0.22UF J

C865

76567224 PLASTIC FILM, 50V 0.22UF J

C866

76092341 CERAMIC DISC, 2KV R 470PF K

EL : Electrolytic

MF : Metal Film

FR : Fusible Resistor



Table of Contents

[Previous Page](#)

[Next Page](#)

1
...
17
18
19
20
21
22
23
24

Quick Links:

[Lcd Color Television](#)

[Remote Control](#)

[Layout of Major Boards](#)

[Pc Boards Top & Bottom View](#)

[Circuit Block Diagram](#)

Related Manuals for Toshiba 42WL55A

[LCD TV Toshiba 42WL55A Owner's Manual](#)

Lcd color tv (44 pages)

[LCD TV Toshiba 32WLT66A Owner's Manual](#)

Integrated digital lcd tv (44 pages)

[LCD TV Toshiba 42WL68A Owner's Manual](#)

Toshiba lcd color tv owner's manual (32 pages)

[LCD TV Toshiba 26WL66A Owner's Manual](#)

Toshiba lcd colortv owner's manual (32 pages)

[LCD TV Toshiba 42WL58A Owner's Manual](#)

Lcd color tv (56 pages)

[LCD TV Toshiba 42WL58A Service Manual](#)

(44 pages)

[LCD TV Toshiba Regza Owner's Manual](#)

Regza wlg66 series (116 pages)

[LCD TV Toshiba 42WLG66 Service Manual](#)

(26 pages)

[LCD TV Toshiba WLT66 Series Owner's Manual](#)

Toshiba crt television user manual (40 pages)

[LCD TV Toshiba 42WLT66 Service Manual](#)

(191 pages)

[LCD TV Toshiba 42WP48A Owner's Manual](#)

(52 pages)

[LCD TV Toshiba WLT68 Owner's Manual](#)

Wlt68 series (40 pages)

[LCD TV Toshiba WL56 Series Service Manual](#)

(111 pages)

[LCD TV Toshiba 42HL196 Operating Manual](#)

Integrated high definition lcd television (86 pages)

[LCD TV Toshiba 42LX196 Installation Manual](#)

Integrated high definition lcd television (24 pages)

[LCD TV Toshiba 42SL417U Owner's Manual](#)

Integrated high definition lcd television, led tv (93 pages)

Related Content for Toshiba 42WL55A

[32WL48P Chassis And Cabinet Replacement Parts List](#)

Toshiba 32WL48P

[26WL46B Chassis And Cabinet Replacement Parts List](#)

Toshiba 26WL46B

[32WL48A Chassis And Cabinet Replacement Parts List](#)

Toshiba 32WL48A

[32WL58A Chassis And Cabinet Replacement Parts List](#)

Toshiba 32WL58A

[32WL56P Chassis And Cabinet Replacement Parts List](#)

Toshiba 32WL56P

[42WL58A Chassis And Cabinet Replacement Parts List](#)

Toshiba 42WL58A

[37WL48A Chassis And Cabinet Replacement Parts List](#)

Toshiba 37WL48A

[26HL83 Chassis And Cabinet Replacement Parts List](#)

Toshiba 26HL83

This manual is also suitable for:

[42w155e42w155r42w155t](#)