



# Louver Control; Louver Position; Air Direction Adjustment; Swing - Toshiba RAS-13SKV-E Service Manual

Split type indoor/outdoor unit




1  
2  
3  
4  
5  
6  
7  
8  
9  
10  
11  
12  
13  
14  
15  
16  
17  
18

19  
20  
21  
22  
23  
24  
25  
26  
27  
28  
29  
30  
31  
32  
33  
34  
35  
36  
37  
38  
39  
40  
41  
42  
43  
44  
45  
46  
47  
48  
49  
50  
51  
52  
53  
54  
55  
56  
57  
58  
59  
60  
61  
62  
63  
64  
65  
66  
67  
68

69  
70  
71  
72  
73  
74  
75  
76  
77  
78  
79  
80  
81  
82  
83  
84  
85  
86  
87  
88  
89  
90  
91  
92  
93  
94  
95  
96  
97  
98  
99  
100  
101  
102  
103  
104  
105  
106  
107  
108  
109  
110  
111  
112  
113  
114  
115  
116  
117  
118

119  
120  
121



•

Table of Contents

- 

Troubleshooting



•

## Bookmarks





Item

This function controls the air direction of the indoor unit.

### 8. Louver control

#### 1) Louver

- The position is automatically controlled according to the operation position mode (COOL/HEAT).
- The set louver position is stored in memory by the microcomputer, and the louver returns to the stored position when the next operation is performed. (Cooling/Heating memory position)

The angle of the louver is indicated as the louver closes fully is 0°.

- 1) Louver position in cooling operation
- 2) Louver position in heating operation

## 2) Air direction adjustment

Horizontal  
blowing

- Swing operation is performed in width 35° with the stop position as

## 3) Swing

the center.

- If the stop position exceeds either upper or lower limit position, swing operation is performed in width 35° from the limit which the stop position exceeded.

Operation flow and applicable data, etc.

Initial setting of "Cooling storage position"

Louver : Directs downward (35.3°)

Heating operation/

AUTO (HEAT)

Initial setting of "Heating storage position"

Louver : Directs downward (80.5°)

Air direction

Inclined

Blowing

blowing

downward

Inclined

Horizontal

blowing

blowing

- 40 -

Description

- The louver position can be arbitrarily set up by pressing [FIX] button.


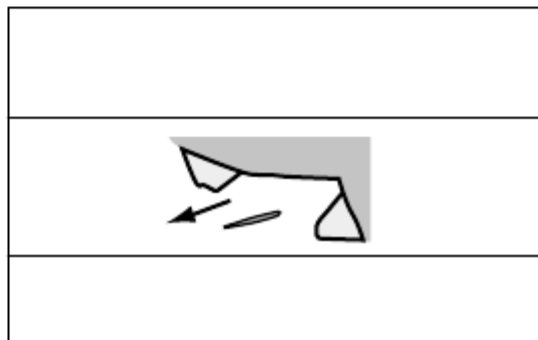
• Swing

When pressing

[SWING] button during

operation, the louver

starts swinging.



ManualsLib.com

[Table of Contents](#)

[Previous Page](#)  
[Next Page](#)

1  
...  
38  
39  
40  
41  
42  
43  
44  
45

Quick Links:

[Service Manual](#)

[Indoor Unit](#)

[How to Diagnose the Trouble](#)

## Chapters

[Service Manual 2](#)

[Auto Restart Function/Remote Controller and Its Functions 32](#)

## Related Manuals for Toshiba RAS-13SKV-E

[Air Conditioner Toshiba RAS-13SKV-E Service Manual](#)

Indoor/outdoor unit, split type air conditioner (120 pages)



[Air Conditioner Toshiba RAS-10SAVP-E Service Manual](#)

(119 pages)

[Air Conditioner Toshiba RAS-B10SKVP-E Owner's Manual](#)

Split type; for general public use (31 pages)

[Air Conditioner Toshiba RAS-B10SKVP-E Service Manual](#)

Split type air conditioner (119 pages)

[Air Conditioner Toshiba RAS-10SKVP-ND Owner's Manual](#)

(61 pages)

[Air Conditioner Toshiba RAS-16SKVP-ND Owner's Manual](#)

(230 pages)

[Air Conditioner Toshiba RAS-10 SKV Series Owner's Manual](#)

Air conditioner (split type) (4 pages)

[Air Conditioner Toshiba RAS-M14GAV-E Installation Manual](#)

Split type (12 pages)

[Air Conditioner Toshiba RAS-13SKHP-E Service Manual](#)

Split wall type air conditioner (70 pages)

[Air Conditioner Toshiba RAS-13SKV2-E Service Manual](#)

Split type (111 pages)

[Air Conditioner Toshiba RAS-13SK-E Service Manual](#)

Air conditioner split wall type (56 pages)

[Air Conditioner Toshiba RAS-07SKHP Owner's Manual](#)

Split type indoor unit outdoor unit ras-07, 10, 13 skhp series, ras-07, 10, 13 s2ah series (4 pages)

[Air Conditioner Toshiba RAS-10SKVP2-E Service Manual](#)

Split type indoor unit high wall, heat pump type outdoor unit heat pump type (111 pages)

[Air Conditioner Toshiba RAS-10S3KHS-EE Installation Manual](#)

(20 pages)

[Air Conditioner Toshiba RAS-24S3KHS-EE Owner's Manual](#)

(8 pages)

[Air Conditioner Toshiba RAS-10SKP Series Owner's Manual](#)

(8 pages)

## Related Content for Toshiba RAS-13SKV-E

[RAS-10S3AV-E Louver Control](#)

Toshiba RAS-10S3AV-E

[RAS-M05G3KVSG-E Louver Control](#)

Toshiba RAS-M05G3KVSG-E

[RAS-18S3KV-E Louver Control](#)

Toshiba RAS-18S3KV-E

[RAS-M07N4KVRG-E Louver Control](#)

Toshiba RAS-M07N4KVRG-E

[RAS-25G3KVSG-ND Louver Control](#)

Toshiba RAS-25G3KVSG-ND

[RAS-25E2KVG-ND Louver Control](#)

Toshiba RAS-25E2KVG-ND

[RAS-13S3KV-E Louver Control](#)

Toshiba RAS-13S3KV-E

[RAS-B05BKVG-E Louver Control](#)

Toshiba RAS-B05BKVG-E

This manual is also suitable for:

[Ras-16skv-e](#)[Ras-10skvr-e](#)[Ras-13skvr-e](#)[Ras-13sav-e](#)[Ras-16sav-e](#)[Ras-16skvr-e](#) ... [Show all](#)