



# Wiring Diagram - Toshiba RAS-B10UFV-E Service Manual

Air conditioner split type




1  
2  
3  
4  
5  
6  
7  
8  
9  
10  
11  
12  
13  
14  
15  
16  
17  
18

19  
20  
21  
22  
23  
24  
25  
26  
27  
28  
29  
30  
31  
32  
33  
34  
35  
36  
37  
38  
39  
40  
41  
42  
43  
44  
45  
46  
47  
48  
49  
50  
51  
52  
53  
54  
55  
56  
57  
58  
59  
60  
61  
62  
63  
64  
65  
66  
67  
68

69  
70  
71  
72  
73  
74  
75  
76  
77  
78  
79  
80  
81  
82  
83  
84  
85  
86  
87  
88  
89  
90  
91  
92  
93  
94  
95  
96  
97  
98  
99  
100  
101  
102  
103  
104  
105  
106  
107  
108  
109  
110  
111  
112  
113  
114  
115  
116  
117  
118

119  
120  
121  
122  
123  
124  
125  
126  
127



•

•

## Bookmarks







## 5-1. RAS-B10UFV-E / RAS-10SAV2-E RAS-B13UFV-E / RAS-13SAV2-E

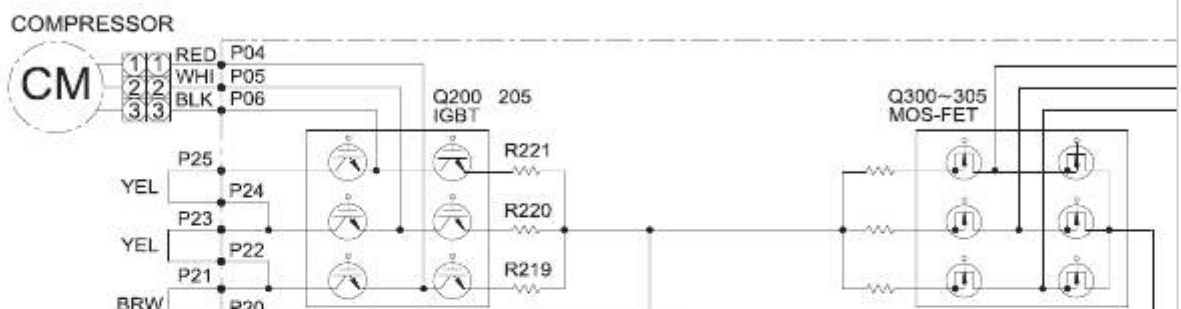
P11  
P08  
Outdoor Terminal Block  
Indoor Terminal Block  
POWER SUPPLY  
(From outdoor unit)  
1Ø 220-240~, 50Hz  
1Ø 220-230~, 60Hz

CN501  
BLK  
CN602

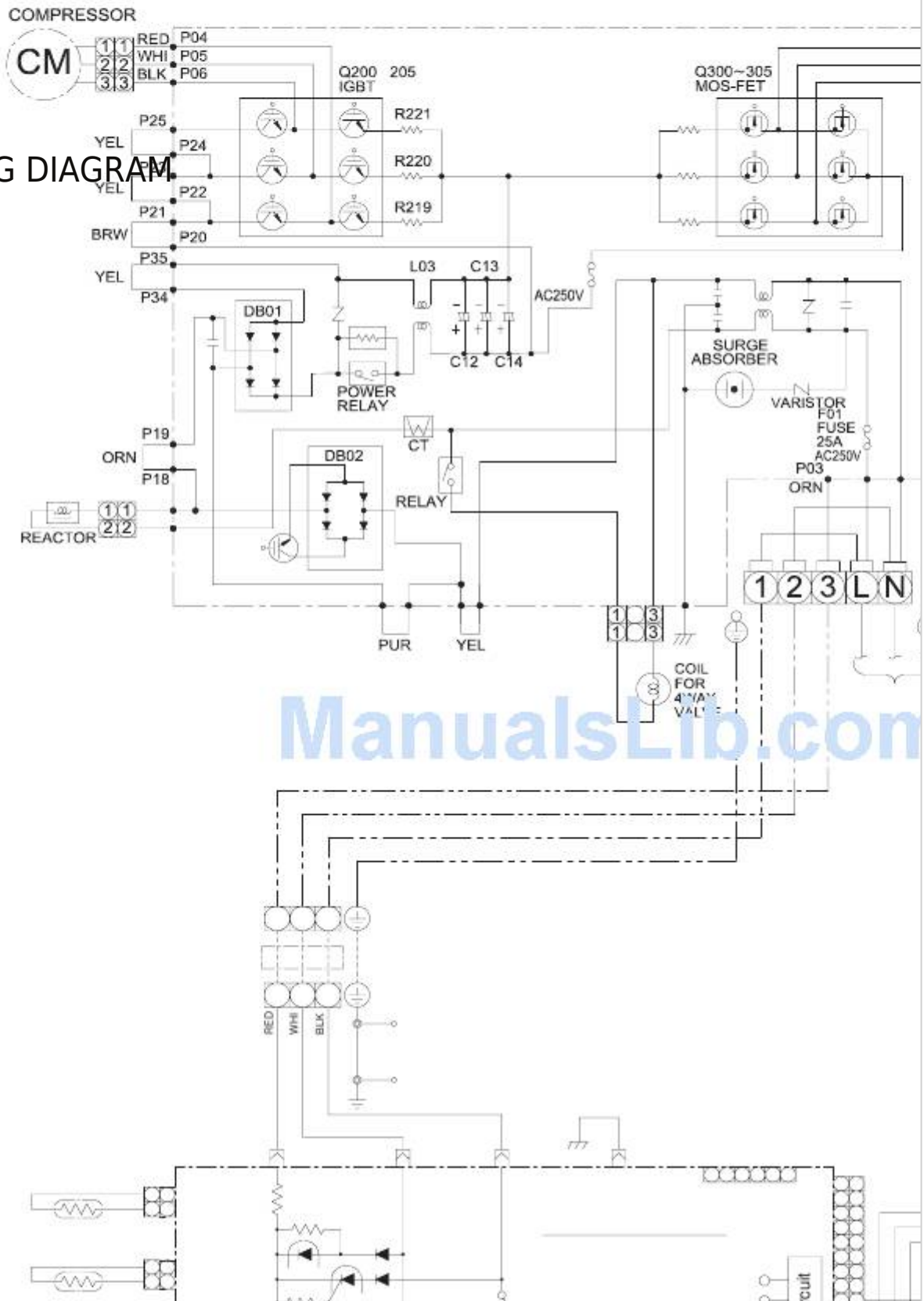
1  
1  
BLK  
(BLU)

2  
2  
Heat Exchanger Sensor  
(TC)  
BLK  
CN603

1  
1  
BLK  
(YEL)  
2



2  
 Heat Exchanger Sensor  
 (TC)  
 BLK  
 CN601  
 1  
 1  
 BLK  
 (WHI)  
 2  
 2  
 Thermo Sensor  
 (TA)  
 1  
 CN604  
 RED  
 (WHI)  
 2  
 2  
 CN212  
 (WHI)  
 1  
 2  
 3 4  
 HA  
 5. WIRING DIAGRAM  
 P.C.BOARD  
 (MCC-5009)  
 FUSE  
 T3.15A  
 Q404  
 P32  
 P33  
 P31  
 P30  
 3  
 2  
 1  
 3  
 2  
 1  
 Heat  
 Exchanger  
 GRN&YEL  
 Fan Motor Base  
 GRN&YEL  
 CN03  
 CN01  
 T3.15A  
 250VAC  
 Fuse F01  
 Varistor  
 R01  
 CN201  
 CN261  
 (WHI)  
 (WHI)  
 1  
 2 3  
 4  
 5  
 6  
 7  
 10  
 9  
 8  
 7  
 6  
 5  
 4  
 3  
 2  
 1  
 4  
 5  
 6  
 7  
 5  
 4  
 3  
 2  
 CN51  
 13  
 12  
 11  
 10  
 9  
 8  
 7  
 6



ManualsLib.com

5  
4  
3  
2  
(WHI)  
13  
10  
9  
8  
7  
6.5  
3  
12  
11  
4  
2

Wireless Unit  
Assembly  
WP-021

R321  
R320  
R319  
F03  
L01  
VARISTOR  
CN701  
P07  
BLK  
SHEET  
METAL  
BLK  
CN801  
CN21  
1.2.3  
4.5.6

Main P.C Board  
MCC-5068A

DC5V  
DC12V  
DC29V

Line  
Filter  
CN401  
(RED)

1  
2.1  
1  
1  
CN301  
(WHI)

6  
5  
4.3  
1  
6  
5  
4.3  
1  
1  
5  
4  
3.2.1  
1

DC MOTOR

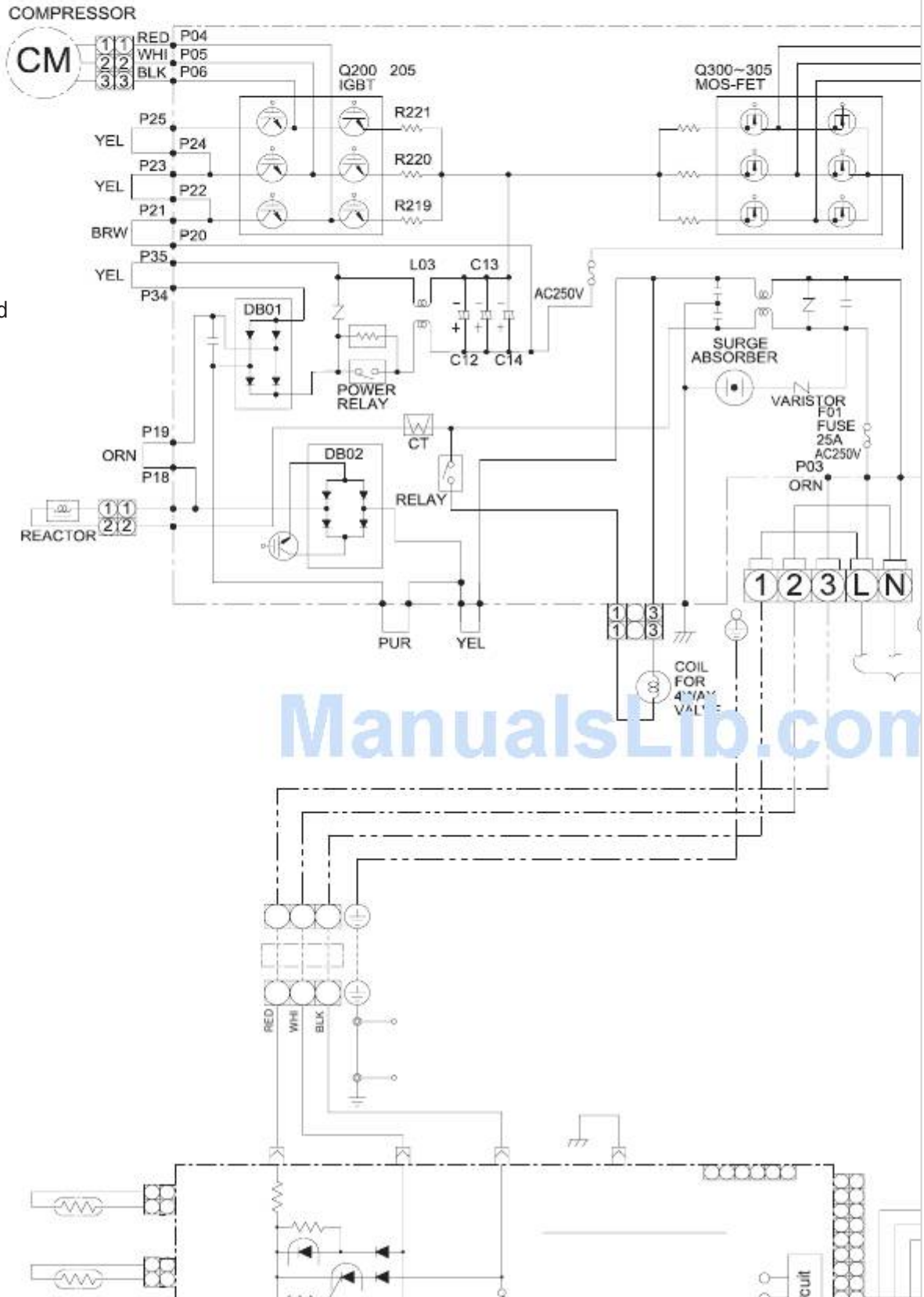
Fan Motor  
- 20 -

CN300  
BLK  
3  
3  
WHI

FM

2  
2  
RED  
1  
1

FAN MOTOR  
CN700  
CN603  
P01  
P02  
BLK  
WHI  
POWER  
SUPPLY



220-240V ,50Hz

220-230V ,60Hz

Stepper motor

(Vertical air flow louver)

WHI

YEL

YEL

YEL

YEL

YEL

YEL

YEL

YEL

YEL

YEL

YEL

YEL

YEL

YEL

YEL

YEL

YEL

YEL

YEL

YEL

YEL

YEL

YEL

YEL

YEL

YEL

YEL

YEL

ORG

ORG

ORG

ORG

ORG

ORG

ORG

ORG

ORG

ORG

Color indication

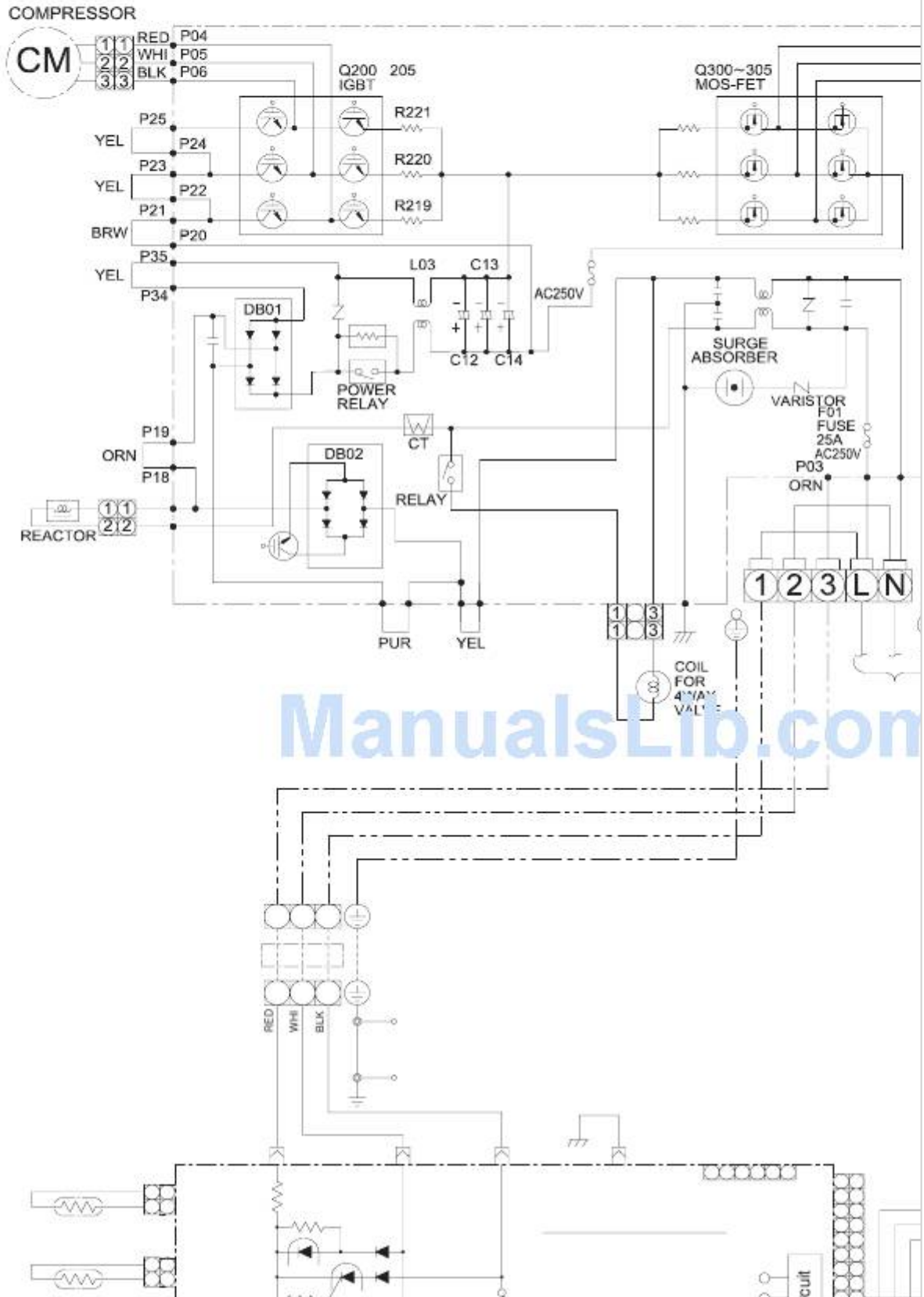
CN381

YEL : YELLOW  
(WHI)

BLK : BLACK

RED : RED

BLU : BLUE



WHI : WHITE  
ORG : ORANGE  
GRN & YEL :  
GREEN & YELLOW

## Table of Contents

[Previous Page](#)  
[Next Page](#)

1  
...  
17  
18  
19  
20  
21  
22  
23  
24



Quick Links:

[Service Manual](#)

[Specifications](#)

[How to Diagnose the Trouble](#)

## Chapters

[Service Manual 2](#)

[Table of Contents 29](#)

### Related Manuals for Toshiba RAS-B10UFV-E

[Air Conditioner Toshiba RAS-107SKV-E5 Technical Handbook](#)

(78 pages)

[Air Conditioner Toshiba RAS-13SKV2-E Service Manual](#)

Split type (111 pages)

[Air Conditioner Toshiba RAS-18SKV-E Service Manual](#)

Split type air conditioner (109 pages)

[Air Conditioner Toshiba RAS-18SKII-E Service Manual](#)

Split type (109 pages)

[Air Conditioner Toshiba RAS-13SKVR-E2 Service Manual](#)

Split type (107 pages)

[Air Conditioner Toshiba RAS-10SKVR-E2 Service Manual](#)

Air conditioner split type (105 pages)

[Air Conditioner Toshiba RAS-M14GAV-E Owner's Manual](#)

Split type (7 pages)

[Air Conditioner Toshiba RAS-M14GAV-E Installation Manual](#)

Split type (12 pages)

[Air Conditioner Toshiba RAS-\(B\)10UFV Series Installation Manual](#)

Split type indoor unit outdoor unit (13 pages)

[Air Conditioner Toshiba RAS-B10U2FVG-E Installation Manual](#)

Indoor unit (13 pages)

[Air Conditioner Toshiba RAS-B10U2FVG-E Service Manual](#)

Air- conditioners split type (97 pages)

[Air Conditioner Toshiba RAS-B18U2FVG-E Owner's Manual](#)

(7 pages)

[Air Conditioner Toshiba RAS-B10U2FVG-E1 Owner's Manual](#)

Split type, indoor unit (7 pages)

[Air Conditioner Toshiba RAS-B10UFV-E1 Service Manual](#)

(132 pages)

[Air Conditioner toshiba RAS-B10GKVP-E Service Manual](#)

Split type heat pump type/cooling onlytype (134 pages)

[Air Conditioner Toshiba RAS-B10J2KVSG-E Owner's Manual](#)

(8 pages)

## Related Content for Toshiba RAS-B10UFV-E

[RAS-5M34G3AVG-E Wiring Diagram](#)

Toshiba RAS-5M34G3AVG-E

[RAV-GV1101AT8P-TR Wiring Diagram](#)

Toshiba RAV-GV1101AT8P-TR

[RAS-B10S4KVPG-E Power Supply Input Wiring Diagram For 1:1 Outdoor Unit](#)

Toshiba RAS-B10S4KVPG-E

[RAS-B24B2KVG-E Power Supply Input Wiring Diagram](#)

Toshiba RAS-B24B2KVG-E

[MCY-MHP0806HT8-C Series Wiring Diagram](#)

Toshiba MCY-MHP0806HT8-C Series

[RAV-GM562ATP-TR Wiring Diagram](#)

Toshiba RAV-GM562ATP-TR

[RAV-HM301SDTY-E Wiring Diagram](#)

Toshiba RAV-HM301SDTY-E

[RAS-24PAVSG-E Power Supply Input Wiring Diagram](#)

Toshiba RAS-24PAVSG-E

This manual is also suitable for:

[Ras-10sav2-eRas-13sav2-eRas-b18ufv-eRas-18sav-eRas-18sav2-eRas-b13ufv-e...](#) [Show all](#)