

One-Touch Comfort; Hi-Power Mode; Fil Ter Indicator - Toshiba RAS- B10UFV-E Service Manual


Air conditioner split type

1
2
3
4
5
6
7
8
9
10
11
12
13
14
15
16
17
18

19
20
21
22
23
24
25
26
27
28
29
30
31
32
33
34
35
36
37
38
39
40
41
42
43
44
45
46
47
48
49
50
51
52
53
54
55
56
57
58
59
60
61
62
63
64
65
66
67
68

69
70
71
72
73
74
75
76
77
78
79
80
81
82
83
84
85
86
87
88
89
90
91
92
93
94
95
96
97
98
99
100
101
102
103
104
105
106
107
108
109
110
111
112
113
114
115
116
117
118

119
120
121
122
123
124
125
126
127



•

•

Bookmarks



Item

21. One-Touch

One touch comfort is the fully automated operation

Comfort that is set according to the preferable condition in a region.

Fan
Operation

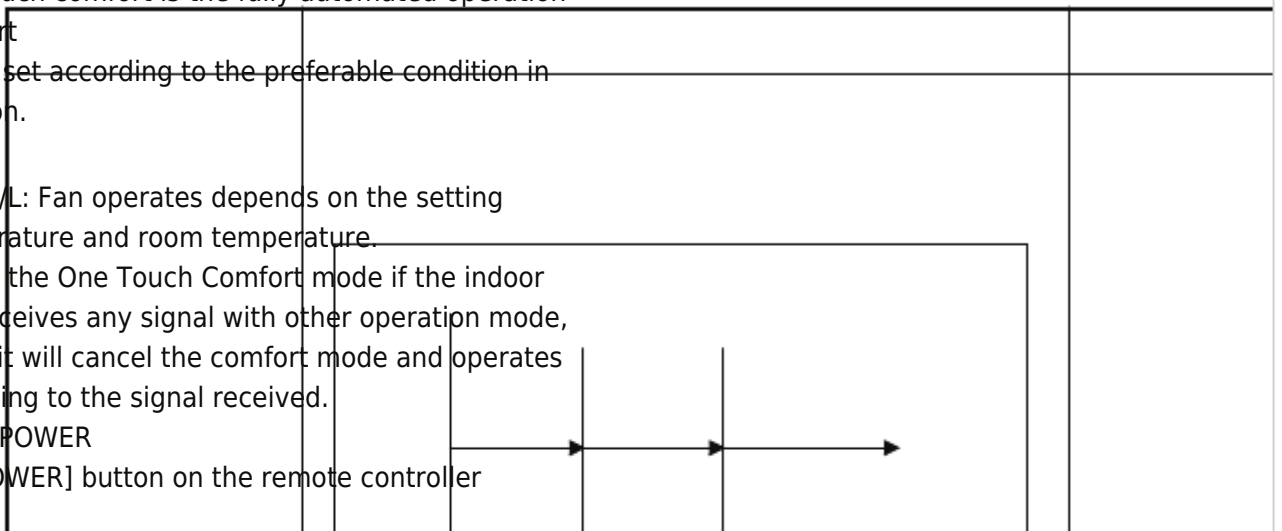
*AUTO/L: Fan operates depends on the setting temperature and room temperature.

During the One Touch Comfort mode if the indoor unit receives any signal with other operation mode, the unit will cancel the comfort mode and operates according to the signal received.

22. Hi-POWER

([Hi-POWER] button on the remote controller

Mode



is pressed)

When [Hi-POWER] button is pressed while the indoor unit is in Auto, Cooling or Heating operation, Hi-

POWER mark is indicated on the display of the remote controller and the unit operates as follows.

1. Automatic operation

• The indoor unit operates in according to the

2. Cooling operation

• The preset temperature drops 1°C

3. Heating operation

• The preset temperature increases 2°C

4. The Hi-POWER mode can not be set in Dry operation

23. FILTER

When the elapsed time reaches 1000 hours after

Indicator

operation, the FILTER indicator lights.

After cleaning the filters, turn off the FILTER indicator.

How to Turn Off FILTER Indicator

Press [OPERATION] button on the indoor unit.

Operation flow and applicable data, etc.

AUTO

* AUTO/L

0

12

25

current operation.

(The value of the preset temperature on the remote controller does not change.)

The indoor unit's fan speed level increase 1 tap

(The value of the preset temperature on the remote controller does not change.)

The indoor unit's fan speed level increase 1 tap

Operation condition for model to Europe market

When an indoor unit receives "One Touch Comfort Signal" from the remote controller, the indoor unit operates as following.

1) Air conditioner starts to operation when

L

2) Operation mode is set according to room

3) Target temperature is 24°C.

Time after operation

4) Louver position is set as stored position

starts (min)

5) Fan is controlled as followings

—

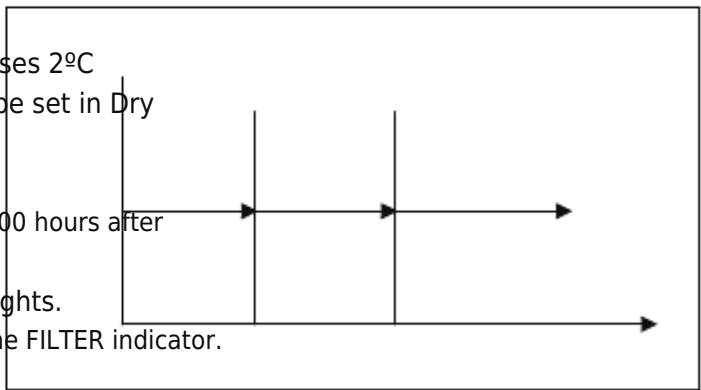
—

51

Description

the signal is received, even if the air conditioner was OFF.

temperature, the same as AUTO mode.



of the operating mode.

[Table of Contents](#)

[Previous Page](#)
[Next Page](#)

1
...
48
49
50
51
52
53
54
55

Quick Links:

[Service Manual](#)

[Specifications](#)

[How to Diagnose the Trouble](#)

Chapters

[Service Manual 2](#)

[Table of Contents 29](#)

Related Manuals for Toshiba RAS-B10UFV-E

[Air Conditioner Toshiba RAS-107SKV-E5 Technical Handbook](#)

(78 pages)

[Air Conditioner Toshiba RAS-13SKV2-E Service Manual](#)

Split type (111 pages)

[Air Conditioner Toshiba RAS-18SKV-E Service Manual](#)

Split type air conditioner (109 pages)

[Air Conditioner Toshiba RAS-18SKII-E Service Manual](#)

Split type (109 pages)

[Air Conditioner Toshiba RAS-13SKVR-E2 Service Manual](#)

Split type (107 pages)

[Air Conditioner Toshiba RAS-10SKVR-E2 Service Manual](#)

Air conditioner split type (105 pages)

[Air Conditioner Toshiba RAS-M14GAV-E Owner's Manual](#)

Split type (7 pages)

[Air Conditioner Toshiba RAS-M14GAV-E Installation Manual](#)

Split type (12 pages)

[Air Conditioner Toshiba RAS-\(B\)10UFV Series Installation Manual](#)

Split type indoor unit outdoor unit (13 pages)

[Air Conditioner Toshiba RAS-B10U2FVG-E Installation Manual](#)

Indoor unit (13 pages)

[Air Conditioner Toshiba RAS-B10U2FVG-E Service Manual](#)

Air- conditioners split type (97 pages)

[Air Conditioner Toshiba RAS-B18U2FVG-E Owner's Manual](#)

(7 pages)

[Air Conditioner Toshiba RAS-B10U2FVG-E1 Owner's Manual](#)

Split type, indoor unit (7 pages)

[Air Conditioner Toshiba RAS-B10UFV-E1 Service Manual](#)

(132 pages)

[Air Conditioner toshiba RAS-B10GKVP-E Service Manual](#)

Split type heat pump type/cooling onlytype (134 pages)

[Air Conditioner Toshiba RAS-B10J2KVSG-E Owner's Manual](#)

(8 pages)

Related Content for Toshiba RAS-B10UFV-E

[ras-m16g3dv-e One-Touch Comfort](#)

Toshiba ras-m16g3dv-e

[RAS-25SKVP2-ND One-Touch Comfort](#)

Toshiba RAS-25SKVP2-ND

[RAS-B16N3KV2-E1 One-Touch Comfort](#)

Toshiba RAS-B16N3KV2-E1

[RAS-07SKHP-E One-Touch Comfort](#)

Toshiba RAS-07SKHP-E

[RAS-24N3KV2-A One Touch Comfort](#)

Toshiba RAS-24N3KV2-A

[RAS-18, 22SKV-E One Touch Comfort](#)

Toshiba RAS-18, 22SKV-E

[RAS-18SAV2-E1 One Touch Comfort](#)

Toshiba RAS-18SAV2-E1

[RAS-15EKCV-UL One-Touch Comfort](#)

Toshiba RAS-15EKCV-UL

This manual is also suitable for:

[Ras-10sav2-eRas-13sav2-eRas-b18ufv-eRas-18sav-eRas-18sav2-eRas-b13ufv-e...](#) [Show all](#)