



Sanyo DSR-M814 Service Manual Addendum

Sanyo digital video recorder service manual

1
2
3
4
5
6
7
8
9
10
11
12
13
14
15
Table Of Contents
16
17

18
19
20
21
22
23
24
25
26
27
28
29
30
31
32
33
34
35
36
37
38
39
40
41
42
43
44
45
46
47
48
49
50
51
52
53
54
55

•


[Table of Contents](#)

•

Bookmarks

Quick Links

[Download this manual](#) See also: [Service Manual](#), [Instruction Manual](#)



Notice

CORRECTION

SERVICE FLASH

Please add this notice to the Service manual listed below.

Category : Digital Video Recorder

Model Name

DSR-M814

DSR-M814P

The reason of change.

Addition

NOTE :

Please refer to this notice (SM5310607-01) about the set, that is printed "G" after the Serial number.

Please refer to Service Manual (SM5310607) about the set, that is not printed the character after the Serial number.

ELECTRICAL PARTS

Note:

1. Materials of Capacitors and Resistors are abbreviated as follows ;

Resistors

MT-FILM

MT-GLAZE

OXIDE-MT



2. Tolerance of Capacitor (10pF over) and Resistor are noted with follow symbols.

F1%



M20%

3. Capacitors

U : μ F

4. Inductors

UH : μ H

5. N.S.P. : Not available as service parts.

LOCATION PARTS NO.
DESCRIPTION

COMPL PWB,CP-1

613 205 9565

(BATTERY)

Z3001

645 008 5765

BATTERY,RECHARGE

(SEMICONDUCTORS)

Q1018

405 000 5305

TR DTC143TK

OR

405 189 8005

TR 25C3900-E

Q1019

405 014 4509

TR 25C2412K-R

Q1020

405 014 4509

TR 25C2412K-R

Q1021

405 002 0308

TR 25A1037K-R

Q1300

405 141 0603

TR 25A1037AK-R

OR

405 002 0308

TR 25A1037K-R

OR

405 002 0209

TR 25A1037K-Q

OR

405 002 0407

TR 25A1037K-S

Q1301

405 141 0603

TR 25A1037AK-R

OR

405 002 0308

TR 25A1037K-R

OR

405 002 0209

TR 25A1037K-Q

OR

405 002 0407

TR 25A1037K-S

Q1302

405 141 0603

TR 25A1037AK-R

OR


405 002 0308

TR 25A1037K-R

OR

405 002 0209

TR 25A1037K-Q



ManualsLib.com



OR
405 002 0407
TR 2SA1037K-S
L8HBJ/US,US2,US3,US4,US5,XE,US6,US7,US8,XE6
175 811 64,65,66,175 812 05,06,175 811 67,175 812 41,42,43,46

PRODUCTION CHANGE

ADD INFORMATION

Reference No.



Destination



SM5310607

U.S.A.,Canada,Brazil,Korea,Taiwan,Philippine,NTSC General

SM5310607

Europe,U.K.,PAL General

88880001 G

Capacitors

Metallized Film Resistor

Metallized Glaze Resistor

Oxide Metallized Film Resistor

G2%

J5% K10%

N30%

Z+80% ~ -20%

P : pF

MH : mH

SANYO Electric Co., Ltd.

Printed in Japan

Osaka,Japan

MT-POLYEST

Metallized Polyester Capacitor

MT-COMPO

Metallized Composite Capacitor

TA-SOLID

Tantalum Solid Capacitor

AL-SOLID

Aluminum Solid Capacitor

NP-ELECT

Non-Polarized Electrolytic Capacitor

OS-SOLID

Aluminum Solid Capacitors with Organic

Semiconductive Electrolytic Capacitor

DL-ELECT

Double Layered Electrolytic Capacitor

LOCATION PARTS NO.

DESCRIPTION

Q1303

405 141 0603

TR 2SA1037AK-R

OR

405 002 0308

TR 2SA1037K-R

OR

405 002 0209

TR 2SA1037K-Q

OR

405 002 0407

TR 2SA1037K-S

Q1304

405 014 4509

TR 25C2412K-R

Q1305

405 014 4509

TR 25C2412K-R

Q1306

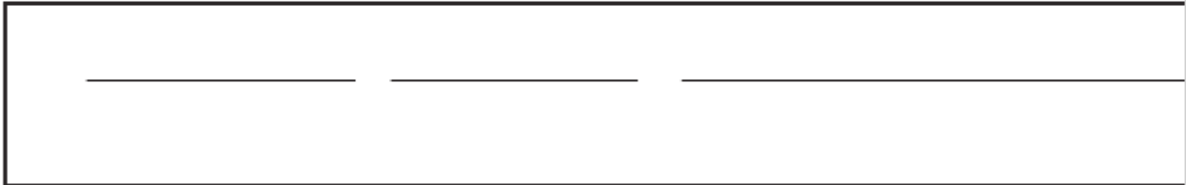
405 014 4509



ManualsLib.com



TR 2SC2412K-R
Q1307
405 014 4509
TR 2SC2412K-R
Q3001
405 141 0603
TR 2SA1037AK-R
OR
405 002 0308
TR 2SA1037K-R
OR
405 002 0209
TR 2SA1037K-Q
OR
405 002 0407
TR 2SA1037K-S
Q3002
405 141 0603
TR 2SA1037AK-R
OR
405 002 0308
TR 2SA1037K-R
OR
405 002 0209
TR 2SA1037K-Q
OR
405 002 0407
TR 2SA1037K-S
Q3003
405 141 0603
TR 2SA1037AK-R
OR
405 002 0308
TR 2SA1037K-R
OR
405 002 0209
TR 2SA1037K-Q
OR
405 002 0407
TR 2SA1037K-S
Q3004
405 141 0603
TR 2SA1037AK-R
OR
405 002 0308
TR 2SA1037K-R
OR
405 002 0209
TR 2SA1037K-Q



ManualsLib.com

FILE No.

Date : Aug.12.2005

Reference No. SM5310607 -01

[Table of Contents](#)

[Next Page](#)

1
2
3
4
5

Related Manuals for Sanyo DSR-M814

[Voice Recorder Sanyo DSR-M814 Instruction Manual](#)

Sanyo digital video recorder instruction manual (73 pages)

[DVR Sanyo DSR-M814 Service Manual](#)

(28 pages)

[DVR Sanyo DSR-M800 Instruction Manual](#)

Sanyo instruction manual digital video recorder dsr-m800 (50 pages)

[DVR Sanyo DSR-M810PA Instruction Manual](#)

(326 pages)

[DVR Sanyo DSR-M810 Instruction Manual](#)

Digital video recorder (55 pages)

[DVR Sanyo DSR-M810 Brochure & Specs](#)

Half rack width (4 pages)

[DVR Sanyo DSR-M804 Series Service Manual](#)

(22 pages)

[DVR Sanyo DSR-M810P Service Manual](#)

(22 pages)

[DVR Sanyo DSR-m804p Instruction Manual](#)

(4 pages)

[DVR Sanyo DSR-M800P Service Manual](#)

(52 pages)

[DVR Sanyo DSR-2108 Instruction Manual](#)

Sanyo dvr user manual (92 pages)

[DVR Sanyo DSR-2004 Instruction Manual](#)

Digital video recorder (64 pages)

[DVR Sanyo DSR-3716PA Manual For Remote Operation](#)

Manual for remote operations using a network connection (43 pages)

[DVR Sanyo DSR-3716 Instruction Manual](#)

Digital video recorder with multiplexer function (92 pages)

[DVR Sanyo DSR-3716 Quick Operating Manual](#)

Digital video recorder (18 pages)

[DVR Sanyo DSR-3000 Instruction Manual](#)

(236 pages)

Summary of Contents for Sanyo DSR-M814

[Page 1](#) 405 002 0308 TR 2SA1037K-R 405 002 0209 TR 2SA1037K-Q 405 002 0209 TR
2SA1037K-Q 405 002 0407 TR 2SA1037K-S SANYO Electric Co., Ltd. Reference No. SM5310607
-01 L8HBJ/US,US2,US3,US4,US5,XE,US6,US7,US8,XE6 175 811 64,65,66,175 812 05,06,175 811
67,175 812 41,42,43,46 Printed in Japan Osaka,Japan...

[Page 2](#) LOCATION PARTS NO. DESCRIPTION LOCATION PARTS NO. DESCRIPTION Q3004 405
002 0407 TR 2SA1037K-S VR133 636 036 2239 VR,SEMI 22KB Q3005 405 141 0603 TR
2SA1037AK-R VR134 636 036 2239 VR,SEMI 22KB 405 002 0308 TR 2SA1037K-R (INDUCTORS)
405 002 0209 TR 2SA1037K-Q L1001 645 003 9553...

[Page 3](#) LOCATION PARTS NO. DESCRIPTION LOCATION PARTS NO. DESCRIPTION C1035 403
164 0204 CERAMIC 0.1U Z 25V C1206 403 164 0204 CERAMIC 0.1U Z 25V C1036 403 164 0204
CERAMIC 0.1U Z 25V C1207 403 155 2101 CERAMIC 1500P K 50V C1037 403 164 0204
CERAMIC...

[Page 4](#) LOCATION PARTS NO. DESCRIPTION LOCATION PARTS NO. DESCRIPTION C3017 403
382 2905 ELECT 10U M 16V R1130 401 105 2102 MT-GLAZE 18K JA 1/16W C3021 403 164 0204
CERAMIC 0.1U Z 25V R1131 401 105 0702 MT-GLAZE 100K JA 1/16W C3022 403 382 2905
ELECT 10U M 16V...

[Page 5](#) LOCATION PARTS NO. LOCATION PARTS NO. DESCRIPTION DESCRIPTION LOCATION
PARTS NO. LOCATION PARTS NO. DESCRIPTION DESCRIPTION R1266 401 105 7909 MT-GLAZE
0.000 ZA 1/16W R1378 401 105 0504 MT-GLAZE 1K JA 1/16W R1267 401 105 7909 MT-GLAZE
0.000 ZA 1/16W R1379 401 105 0504 MT-GLAZE...

[Page 6](#) LOCATION PARTS NO. DESCRIPTION LOCATION PARTS NO. DESCRIPTION R3094 401
105 0405 MT-GLAZE 100 JA 1/16W COMPL PWB,DM-1 R3095 401 105 0405 MT-GLAZE 100 JA
1/16W 613 205 9541 R3097 401 105 0603 MT-GLAZE 10K JA 1/16W R3100 401 105 7909 MT-
GLAZE 0.000 ZA 1/16W (SEMICONDUCTORS) R3103...

[Page 7](#) LOCATION PARTS NO. DESCRIPTION LOCATION PARTS NO. DESCRIPTION L4710 645
020 1912 INDUCTOR,240 OHM C4148 403 164 0204 CERAMIC 0.1U Z 25V L4711 645 020 1912
INDUCTOR,240 OHM C4149 403 164 0204 CERAMIC 0.1U Z 25V L4712 645 020 1912
INDUCTOR,240 OHM C4150 403 164 0204...

[Page 8](#) LOCATION PARTS NO. DESCRIPTION LOCATION PARTS NO. DESCRIPTION C4491 403
164 0204 CERAMIC 0.1U Z 25V C4833 403 164 0204 CERAMIC 0.1U Z 25V C4501 403 164 0204
CERAMIC 0.1U Z 25V C4837 403 164 0204 CERAMIC 0.1U Z 25V C4511 403 164 0204
CERAMIC...

[Page 9](#) LOCATION PARTS NO. LOCATION PARTS NO. DESCRIPTION DESCRIPTION LOCATION
PARTS NO. LOCATION PARTS NO. DESCRIPTION DESCRIPTION R4211 401 105 0504 MT-GLAZE
1K JA 1/16W R4298 401 105 3901 MT-GLAZE 33 JA 1/16W R4212 401 105 0504 MT-GLAZE 1K JA
1/16W R4299 401 105 3901 MT-GLAZE...

[Page 10](#) LOCATION PARTS NO. DESCRIPTION LOCATION PARTS NO. DESCRIPTION R4512 401
105 0603 MT-GLAZE 10K JA 1/16W R4822 401 105 2607 MT-GLAZE 22 JA 1/16W R4513 401 105
0603 MT-GLAZE 10K JA 1/16W R4823 401 105 2607 MT-GLAZE 22 JA 1/16W R4514 401 105
0603 MT-GLAZE...

[Page 11](#) LOCATION PARTS NO. DESCRIPTION LOCATION PARTS NO. DESCRIPTION D8873 407
229 0901 LED SEL6210S-TH10D-RED S8813 645 008 8049 SWITCH,PUSH 1P-1T D8874 407 229
0901 LED SEL6210S-TH10D-RED S8814 645 008 8049 SWITCH,PUSH 1P-1T D8875 407 229
0901 LED SEL6210S-TH10D-RED S8891 645 008 8049 SWITCH,PUSH 1P-1T D8876 407 229
0901...

[Page 12](#) LOCATION PARTS NO. DESCRIPTION LOCATION PARTS NO. DESCRIPTION L5104 645
052 2918 INDUCTOR,6.8U M R5017 401 113 5003 MT-GLAZE 240 JA 1/16W L5105 645 006 3602
INDUCTOR,1.1UH R5018 402 088 4701 FUSIBLE RES 0.1K 0.25W L5106 645 006 3602
INDUCTOR,1.1UH R5019 401 105 1006 MT-GLAZE 1.2K JA 1/16W...

[Page 13](#) ELECT 10U M 16V 9801 645 073 6087 DISC,CD-ROM PC-GUI C8536 403 193 4709
ELECT 10U M 16V 7001 613 207 1826 CARTON CASE,DSR-M814 (300GB) ONLY C8537 403 164
0204 CERAMIC 0.1U Z 25V 7001 613 207 1833 CARTON CASE,DSR-M814 (160GB) ONLY C8538...

[Page 14](#) FIXER HOOK,LWS-1S 6017 613 201 8319 SPACER 6030 645 002 1121 FIXER 6031
645 030 6198 FIXER,L49,DSR-M814,DSR-M814P 8000 645 063 7568 MOTOR,FAN DC — 8001
613 199 6939 COMPL,HDD (160GB) (Built-in model only) 8001 613 202 8202 COMPL,HDD
(300GB) (Built-in model only)

[Page 15](#) NJ627 NJ627 NJ503 8001 5201 NJ503 5202 8005 NJ503 5021 NJ612 NJ503 NJ612
6014 5202 5202 6006 NJ503 NJ616 NJ608 5202 NJ610 NJ606 6007 NJ503 6017 NJ606 NJ610
NJ607 NJ606 NJ612 NJ609 NJ614 NJ606 NJ612 6015 NJ611 6016 NJ607 NJ609 6013 W0001

6004...

[Page 16: Table Of Contents](#)

CIRCUIT DIAGRAMS & PRINTED WIRING BOARDS TABLE OF CONTENTS OVERALL WIRING & BLOCK DIAGRAM Page OVERALL WIRINGC3 OVERALL CIRCUIT C4 CIRCUIT DIAGRAMS PW-1 BOARD POWER SUPPLY C5 CP-1 BOARD (VD-A) VIDEO ENCODER, DECODERC6 CP-1 BOARD (SY-A) SYSTEM CONTROLC11 DM-1 BOARD (DM-A) MPEG

[Page 17](#) NOTES: 1. All resistance values in "OHMS" unless otherwise noted. (K=1,000 ; M=1,000,000) μ 2. All capacitance values in " F" unless otherwise noted. μ p=pico farad ; ,u or U=micro farad μ 3. All inductance values in " H" unless otherwise noted. μ ...

[Page 18: Overall Wiring & Block Diagram](#)

OVERALL WIRING & BLOCK DIAGRAM OVERALL WIRING OP-1 CN482 CN883 ASSY WIRE CN481 AL5V AL5V USBPEN USBPEN RESET RESET USBOVR USBOVR SIDESTYLE DM-G USBDP+ USBDP+ BOARD IN DM-1 USBDM- USBDM- CRX1 CRX1 UNIT (SY-B) DD10 DD10 CN881 (DM-A) KEY 1 DD11 DD11 KEY 2...

[Page 19: Overall Circuit](#)

OVERALL CIRCUIT IC304 TX,RX UART ETHERNET MAX3100 JK855 (SY-A) (TB-1) IC302 IC301 IC320 TRANSCEIVER RS485A, RS485B RS485A MAX3082CSA RS485B LAN CONTROL IC481 SUB MICOM (SY-A) (TB-1) PON RESET RESET RTL8139CL IC321 LC87F52QDV PST598IN RTL8139C EEPROM IC305 (DM-G) AT93C46 EEPROM IC483 (SY-B) (SY-B) (SY-A)

[Page 20: Circuit Diagrams](#)

CIRCUIT DIAGRAMS PW-1 BOARD POWER SUPPLY PW-1 FW232 CN513 P2-83004/L8HBJ-US6 D5001 D5212 FAN 12V RB411D D3SB60 SENSOR T5001 L51B4380N TO FAN_HDD R5232 4.7K TOP VIEW C5107 TH501 DHNTPAA5R1LDN 1000P;1KB R5231 4.7K L5001 F5001 D5012 ERA15-02A T2A H 250V SS28V-K10410 CN510 L5101 L5102 D5211...

[Page 21: Board \(Vd-A\) Video Encoder, Decoder](#)

CP-1 BOARD (VD-A) VIDEO ENCODER, DECODER VD-A IC104 DEC3V MSM56V16160D-10 AQ3V DEC3V C1100 V1-83012/L8HBJ-US6 Vcc0 GND5 TW_HCSB3 D.GND D.GND SDRAM_DATA00 SDRAM_DATA0 SDRAM_DATA15 SDRAM_DATA15 UDECDAT0 TW_RSTB3 SDRAM_DATA01 SDRAM_DATA1 SDRAM_DATA14 SDRAM_DATA14 UDECDAT1 GND0 GND4 UDECDAT2 D.GND D.GND SDRAM_DATA02 SDRAM_DATA2 SDRAM_DATA13 SDRAM_DATA13 UDECDAT3 R1202 SDRAM_DATA03 SDRAM_DATA3...

[Page 22](#) CP-1 BOARD (VD-A) VIDEO ENCODER, DECODER [UPPER LEFT] VD-A DEC3V AQ3V DEC3V C1100 V1-83012/L8HBJ-US6 Vcc0 TW_HCSB3 D.GND SDRAM_DATA00 SDRAM_D TW_RSTB3 UDECDAT0 SDRAM_DATA01 SDRAM_D UDECDAT1 GND0 UDECDAT2 D.GND SDRAM_DATA02 SDRAM_D UDECDAT3 R1202 SDRAM_DATA03 SDRAM_D 1AV4R1A44724G AQ3V Vcc1 R1200 SDRAM_DATA04 SDRAM_D 1AV4R1A41034G SDRAM_DATA05 SDRAM_D TW_RENB3...

[Page 23](#) CP-1 BOARD (VD-A) VIDEO ENCODER, DECODER [UPPER RIGHT] IC104 MSM56V16160D-10 AQ3V C1100 Vcc0 GND5 D.GND D.GND SDRAM_DATA00 SDRAM_DATA0 SDRAM_DATA15 SDRAM_DATA15 SDRAM_DATA01 SDRAM_DATA1 SDRAM_DATA14 SDRAM_DATA14 GND0 GND4 D.GND D.GND SDRAM_DATA02 SDRAM_DATA2 SDRAM_DATA13 SDRAM_DATA13 SDRAM_DATA03 SDRAM_DATA3 SDRAM_DATA12 SDRAM_DATA12 AQ3V Vcc1 Vcc5 AQ3V SDRAM_DATA04 SDRAM_DATA4 SDRAM_DATA11...

[Page 24](#) CP-1 BOARD (VD-A) VIDEO ENCODER, DECODER [LOWER LEFT] R1318 ADIN3 ADIN4 CAM1 CAM2 CL106 CL107 CL108 C1018 CAM3 R1195 CL101 CL102 CL103 CL104 CL105 CL109 CL110 L1074 L1004 4.7/35 D.GND CAM4 AD_MONOUT MON1_OUT C1021 R1196 4.7/35 L1075 L1005 AQ424 PBVD AL5.4V C1030 C1028...

[Page 25](#) CP-1 BOARD (VD-A) VIDEO ENCODER, DECODER [LOWER RIGHT] VDOUT_B4 AQ_VD4 VDOUT_B3 AQ_VD3 R1296 ENC_CLK VDOUT_B2 AQ_VD2 R1155 R1344 AQ_VD1 VDOUT_B1 VDD3L DACV7 VDOUT_B0 AQ_VD0 DACV6 CL170 RSDRAM_ADR12 DACV5 CL169 RSDRAM_ADR11 DACV4 RSDRAM RSDRAM_ADR10 _ADR10 D.GND RSDRAM R1208

RSDRAM_ADR09 C1113 R1345 _ADR9 1AV4R1A41034G AQ424...

[Page 26: Board \(Sy-A\) System Control](#)

CP-1 BOARD (SY-A) SYSTEM CONTROL AD12V TO VD-A SY-A D.GND D.GND CN313
Y1-83004/L8HBJ-US6 L3011 AUDIO 1 IN ADIN1 L3012 AUDIO 2 IN ADIN2 L3013 CN305 AUDIO 3
IN ADIN3 NT/PAL L3014 Q3001 Q3002 Q3003 Q3004 Q3005 Q3006 Q3007 AUDIO 4 IN ADIN4
RESET L3015...

[Page 27](#) CP-1 BOARD (SY-A) SYSTEM CONTROL [UPPER LEFT] D.GND D.GND CN305 NT/PAL
Q3001 Q3002 Q3003 Q3004 Q3005 Q3006 Q3007 RESET DISK FULL OUT R3003 R3006 R3009
R3013 R3016 R3019 R3023 2SA1037 2SA1037 2SA1037 2SA1037 2SA1037 2SA1037 2SA1037
WARNING OUT ALARM OUT ALARM RESET IN ALARM 4 IN ALARM 3 IN...

[Page 28](#) CP-1 BOARD (SY-A) SYSTEM CONTROL [UPPER RIGHT] AD12V TO VD-A SY-A CN313
Y1-83004/L8HBJ-US6 L3011 AUDIO 1 IN ADIN1 L3012 AUDIO 2 IN ADIN2 L3013 AUDIO 3 IN
ADIN3 L3014 Q3007 AUDIO 4 IN ADIN4 L3015 R3023 AD_MONOUT AUDIO OUT 2SA1037 AL12V
AL12V TO TB-1 CN854...

[Page 29](#) CP-1 BOARD (SY-A) SYSTEM CONTROL [LOWER LEFT] REMOTE IN LED CLK0 LED CLK1
LED DATA FAN IN UDECDAT6 BUS6 UDECDAT5 BUS5 UDECDAT4 BUS4 UDECDAT3 BUS3
UDECDAT2 BUS2 R3171 UDECDAT1 BUS1 3.3V UDECDAT0 BUS0 R3054 C3053 REMOCON
R3055 D.GND R3153 KEY0 UAQDAT7 BUS7 R3057...

[Page 30](#) CP-1 BOARD (SY-A) SYSTEM CONTROL [LOWER RIGHT] R3131 CN311 UDECDAT6
BUS6 AUDIO CS AD-CE R3129 UDECDAT5 BUS5 AUDIO DATA AD-DI R3128 UDECDAT4 ADCTL_C
GPD9 BUS4 AUDIO SELC R3127 AL5V UDECDAT3 ADCTL_B AL5V BUS3 AUDIO SELB R3126
UDECDAT2 BUS2 AUDIO SELA ADCTL_A UDECDAT1 BUS1...

[Page 31: Board \(Dm-A\) Mpeg](#)

DM-1 BOARD (DM-A) MPEG DM-A D1-83012/L8HBJ-US6 D4102 RB411D L4101 FROM/TO DM-B
CL412 CL411 PCIAD0 CL417 PCIAD1 PCIAD2 PCIAD3 PCIAD4 PCIAD5 PCIAD6 PCIAD7 PCIAD8
PCIAD9 CL415 PCIAD10 CL414 CL413 PCIAD11 C4110 PCIAD12 PCIAD13 R4101 PCIAD14 4.7K
422 421 420 419 418 417 416 415 414 413 412 411 410 409 408 407 406 405 404 403 402
401 400 399 398 397 396 395 394 393 PCIAD15 R4102 PCIAD16...

[Page 32](#) DM-1 BOARD (DM-A) MPEG [UPPER LEFT] DM-A D1-83012/L8HBJ-US6 D4102 RB411D
L4101 FROM/TO DM-B CL412 CL411 PCIAD0 CL417 PCIAD1 PCIAD2 PCIAD3 PCIAD4 PCIAD5
PCIAD6 PCIAD7 PCIAD8 PCIAD9 CL415 PCIAD10 CL414 CL413 PCIAD11 PCIAD12 PCIAD13 R4101
PCIAD14 422 421 420 419 418 417 416 415 414 413 412 411 410 409 408 407 406 405 404
403 402 401 400 399 398 397 396 395 394 393 4.7K PCIAD15 R4102...

[Page 33](#) DM-1 BOARD (DM-A) MPEG [UPPER RIGHT] C4110 SSDATA31 SSD_CTRL8 R4133
R4134 2.7K SSDATA23 SSDATA22 SSDATA21 C4111 SFDATA0 SFDATA1 SFDATA2 SSDATA20
SSDATA19 SSDATA18 C4112 IC411 SDRAM IC412 W9864G2EH-7 SFDATA3 SDRAM
W9864G2EH-7 SFDATA4 SFDATA5 SSDATA17 C4140 C4153 SSDATA0 DQ15 SSDATA15 SFDATA0
DQ15 SFDATA15 SSDATA16 VCCQ...

[Page 34](#) DM-1 BOARD (DM-A) MPEG [LOWER LEFT] VIDIN5 SFDQM#3 SFAD5 SSCAS# VDD2
IDSEL# STROTP# VIDIN0 SFDATA31 SFVD4 SSRAS# VDD3 PI_AD21 STRODREQ# VIDIN3 VDD3
VDD3 SSCS# VDD3 PI_AD18 STRODATA6 VIDIN6 VDD3 SFCS# VDD2 C/BE#2 STRODATA4
STROLVL VIDOUT6 SFAD11 SSAD8 VDD2 IRDY# R4115 4.7K STRODATA1 STRODATA7...

[Page 35](#) DM-1 BOARD (DM-A) MPEG [LOWER RIGHT] SSAD9 SFAD9 SSAD0 SSAD12 A12(BA0)
SSAD8 SFAD12 A12(BA0) SFAD8 SSAD13 A11(BA1) SSAD7 SFAD13 A11(BA1) SFAD7 SSAD10
A10/AP SSAD6 SFAD10 A10/AP SFAD6 SSAD0 SSAD5 SFAD0 SFAD5 SSAD1 SSAD4 SFAD1 SFAD4
SSAD2 SSAD3 SFAD2 SFAD3 SSD_CTRL7 DQM2 DQM3 SSD_CTRL8...

[Page 36: Board \(Dm-B\) Mips Cpu](#)

DM-1 BOARD (DM-B) MIPS CPU FROM/TO MEMORY DM-B IORESET BDATA0 BDATA1 FROM/TO
I/O(DM-G) BDATA2 D2-83012/L8HBJ-US6 BDATA3 BDATA4 CPURESET BDATA5 PONRESET
BDATA6 IORESET BDATA7 BADDR12 BADDR13 JORESET BADDR14 BADDR15 TO GM-G BADDR16
BADDR17 BADDR18 CN422 BADDR19 FROM/TO CHIP SET ADDR0 ADDR1 PCICLK1 AL5V
ADDR2...

[Page 37](#) DM-1 BOARD (DM-B) MIPS CPU [UPPER LEFT] FROM/TO MEMORY DM-B IORESET BDATA0 BDATA1 BDATA2 D2-83012/L8HBJ-US6 BDATA3 BDATA4 BDATA5 BDATA6 BDATA7 BADDR12 BADDR13 BADDR14 BADDR15 BADDR16 BADDR17 BADDR18 CN422 BADDR19 ADDR0 ADDR1 AL5V ADDR2 ADDR3 ADDR4 ADDR15 TEST POINT FADDR20 DATA31 DATA30 DATA29 DATA28...

[Page 38](#) DM-1 BOARD (DM-B) MIPS CPU [UPPER RIGHT] FROM/TO I/O(DM-G) CPURESET PONRESET IORESET JORESET TO GM-G FROM/TO CHIP SET PCICLK1 PCIAD0 PCIAD1 PCIAD2 PCIAD3 PCIAD4 PCIAD5 PCIAD6 PCIAD7 PCIAD8 PCIAD9 PCIAD10 PCIAD11 PCIAD12 PCIAD13 PCIAD14 PCIAD15 PCIAD16 PCIAD17 PCIAD18 PCIAD19 PCIAD20 PCIAD21 PCIAD22 PCIAD23...

[Page 39](#) DM-1 BOARD (DM-B) MIPS CPU [LOWER LEFT] IC421 R4295 DATA31 DATA31 R4296 C4218 DATA30 DATA30 VDDC R4231 TO DM-C R4297 DATA13 DATA13 PIO21/PCST4 R4230 R4298 DATA12 DATA12 PIO22/PCST3 R4299 DATA11 R4300 DATA10 DATA10 TX4925 R4301 DATA9 DATA9 BWE3 R4302 DATA23 DATA23 BWE2...

[Page 40](#) DM-1 BOARD (DM-B) MIPS CPU [LOWER RIGHT] PCIAD5 C4218 PCIAD6 VDDC R4231 PCIAD7 PIO21/PCST4 PCST4 R4230 PCIAD8 PIO22/PCST3 PCST3 PCIAD9 PCIAD10 PCIAD11 BWE3 PCIAD12 BWE2 R4229 PCIAD13 PIO30/PCST8 PCST8 R4228 PCIAD14 PIO28/PCST7 PCST7 75 74 73 72 71 70 69 68 67 66 65 64 63 62 61 60 59 58 57 56 55 54 53 52 51 R4227 PCIAD15 PIO29/PCST6...

[Page 41: Board \(Dm-C\) Memory](#)

DM-1 BOARD (DM-C) MEMORY ADDR0 IC441 ADDR1 IC443 FLASH ROM ADDR2 BDATA0 SDRAM MB29DL322BE_90 ADDR3 BADDR16 BDATA1 W9825G6CH-75 BUFFER ADDR4 BDATA2 IC449 ADDR5 BDATA3 74LCX244 ADDR6 BADDR15 R4411 BDATA4 C4431 DATA0 DQ15 DATA15 4.7K C4491 ADDR7 BADDR14 BYTE/VOC BDATA5 VDDQ VSSQ IC445 ADDR8...

[Page 42: Board \(Dm-D\) Companion Chip](#)

DM-1 BOARD (DM-D) COMPANION CHIP FROM/TO HDD I/O FROM/TO MIPS CPU PCIAD0 IDE_DD0 PCIAD1 IDE_DD1 PCIAD2 IDE_DD2 PCIAD3 IDE_DD3 PCIAD4 IDE_DD4 PCIAD5 IDE_DD5 PCIAD6 IDE_DD6 PCIAD7 IDE_DD7 PCIAD8 IDE_DD8 PCIAD9 IDE_DD9 PCIAD10 IDE_DD10 PCIAD11 IDE_DD11 PCIAD12 IDE_DD12 PCIAD13 IDE_DD13 PCIAD14 IDE_DD14 PCIAD15 IDE_DD15...

[Page 43: Board \(Dm-F\) Audio Adc, Dac](#)

DM-1 BOARD (DM-F) AUDIO ADC, DAC DM-F D6-83012/L8HBJ-US6 HDD RESET TO DM-G L4706 TO DM-G L4707 TO DM-G CN473 TO DM-D CL163 GPIO12 TO DM-D ODDEV CL472 R4746 L4709 VIDEO OUT 7 VIDOUT7 CL473 R4747 L4710 VIDEO OUT 6 VIDOUT6 CL474 R4748 L4711...

[Page 44: Board \(Dm-G\) Hdd Io](#)

DM-1 BOARD (DM-G) HDD IO DM-G D7-83012/L8HBJ-US6 R4866 R4867 2.2K CN481 IC483 PDIAG RESET R4801 BD45295G DASP R4802 R4803 INTRQ R4804 DMACK R4805 PDIAG PDIAG R4806 OBSOLETE R4807 INTRQ INTRQ Q4873 R4808 2SC2412 R4873 IORDY DMACK DMACK R4871 R4836 CSEL R4809 4.7K DIOR...

[Page 45: Board \(Sy-B\) Lan Control](#)

DM-1 BOARD (SY-B) LAN CONTROL CN322 CL401 CL402 SY-B CL403 CL404 CL405 CL406 Y2-83012/L8HBJ-US6 TO TB-1 CN853 T3200 NF14-05 R3251 R3252 R3255 X3200 C3211 25MHZ R3262 R3253 R3256 C3212 Q3200 2SC2412 R3254 PCICLKIO 1.5K REQ3 GNT3 C_BE0 C_BE1 C_BE2 C_BE3 1 VDD 41 AD4 81 RTT3...

[Page 46: Board \(Dm-E\) Clock Generator](#)

DM-1 BOARD (DM-E) CLOCK GENERATOR TB-1 BOARD REAR TERMINAL CN852 L8501 DM-E VIDEO 1 IN JK851 D4601 VIDEO1 IN L8502 VIDEO 2 IN RB411D VIDEO2 IN L8503 D5-83012/L8HBJ-US6 VIDEO 3 IN L8504 VIDEO3 IN VIDEO 4 IN IC462 L8505 VIDEO OUT VIDEO4 IN IC461 TC74VHC02FT...

[Page 47: Board Front Display & Switch](#)

OP-1 BOARD FRONT DISPLAY & SWITCH MENU POWER FULL ALARM SEARCH LOCK TIMER PLAY STILL QUAD AD MIX CN881 KEY 1 IC881 IC882 KEY 2 R8834 BU2090F BU2090F LED CLK1 R8833 LED CLK2 LED DATA DATA DATA R8832 AL 5V CLOCK CLOCK BUZZER...

[Page 48: Printed Wiring Boards \(P.w.b.\)](#)

PRINTED WIRING BOARDS (P.W.B.) PW-1 P.W.B. (SIDE A) CN510 D5101 L5101 CN513 C5025 Y5007 C5011 D5101 T5001 R5231 R5231 R5232 R5232 D5211 D5212 Q5105 Q5106 Q5104 C5101 R5233 R5233 R5234 R5234 R5113 R5108 R5113 R5108 CN501 Q5010 IC511 C5102 R5013 IC511 C5127 C5120...

[Page 49: P.w.b. \(Side B\)](#)

PW-1 P.W.B. (SIDE B) CN510 Y5022 C5107 Y5023 L5101 CN513 T5001 C5027 C5011 C5027 C5013 C5013 Q5010 C5101 CN501 Y5025 C5033 C5031 C5031 C5033 C5159 R5016 R5016 C5159 R5013 Q5101 Q5102 C5102 C5120 C5127 Q5102 Q5101 D5105 CN502 R5014 C5130 C5129 C5017 D5106...

[Page 50: P.w.b. \(Side A\)](#)

CP-1 P.W.B. (SIDE A) CN305 CN306 CN301 Y1005 S3001 Y1007 Y1006 CN302 CN302 Y1001 CN301 CN305 CN306 C3008 C3012 C3015 L3003 C3016 L3002 C3051 L3001 L3001 R3014 R3031 R3037 R3034 C3008 C3012 R3037 R3014 R3007 R3031 R3034 C3057 C3057 Q3009 Q3013 Q3005 Q3003...

[Page 51: P.w.b. \(Side B\)](#)

CP-1 P.W.B. (SIDE B) LUG Y1005 Y3001 Y1006 Y1007 C3052 C3052 Q3025 Q3025 Q3026 R3193 R3193 L3003 L3011 L3011 L3012 L3012 C1122 C3021 C1117 C1117 IC124 C3021 L3013 L3013 IC305 R1250 L1034 R1250 R1251 R1343 R1251 C1247 C1247 IC104 R1343 R1342 L3014 L3014...

[Page 52: P.w.b. \(Side A\)](#)

DM-1 P.W.B. (SIDE A) CN321 CN322 CN321 CN322 C4821 C4820 C4816 C4555 C4555 L3283 L3206 C3217 C4576 IC322 C4807 C3282 C4576 C4575 C4557 R4552 C4575 C4556 C4808 C4815 C4814 C4556 R4552 IC455 R4578 C3281 R4578 C4558 X4561 C3283 C4574 C4574 IC411 C4558 C3271...

[Page 53: P.w.b. \(Side B\)](#)

DM-1 P.W.B. (SIDE B) R4849 C4809 R4847 C4818 C4809 R4853 C4819 R4849 R4853 Q4805 C4806 R4848 R4847 R4848 R4871 C4832 C4832 C4806 C4869 R4871 R4846 C4818 R4846 L3283 L3206 C4869 R4827 R4827 R4869 R4869 R4828 R4828 IC482 IC482 R3263 R4825 R4825 R3263 R4577...

[Page 54: Pwb](#)

OP-1 P.W.B. CN881 CN883 1AC4B10F7101A PWB,OP-1 J8801 IC881 IC882 J8822 J8802 D8873 D8808 D8875 D8874 A30C5 S8802 J8810 D8872 S8893 POWER S8808 PLAY J8803 EXIT S8892 J8823 TIMER S8804 STILL J8824 D8804 S8803 NENU DOWN QUAD Q8801 AD MIX SEARCH L8851 J8805 IC883...

[Page 55](#) TB-1 P.W.B. J8516 J8518 L8562 CN853 L8559 CN854 JW859 J8559 CN852 J8517 JK851 J8562 AD IN JK855 JK853 JK856 J8521 L8521 S8502 J8505 AD OUT J8503 R8533 D8531 R8535 C8534 C8537 R8536 IC852 C8536 NTSC R8531 C8535 L8541 L8543 C8531 L8544 L8554 L8553...

This manual is also suitable for:

Dsr-m814p