

Remote Sensor / Art-K45Ag; I Parts Supplied With Remote Sensor; I Remote Sensor Installation Guidelines - Sanyo SPW- CR365GXH56 Technical Data Manual

Mini eco-i system

1
2
3
4
5
6
7
8
9
10
11
12
13
14
15
16
17
18

19
20
21
22
23
24
25
26
27
28
29
30
31
32
33
34
35
36
37
38
39
40
41
42
43
44
45
46
47
48
49
50
51
52
53
54
55
56
57
58
59
60
61
62
63
64
65
66
67
68

69
70
71
72
73
74
75
76
77
78
79
80
81
82
83
84
85
86
87
88
89
90
91
92
93
94
95
96
97
98
99
100
101
102
103
104
105
106
107
108
109
110
111
112
113
114
115
116
117
118

119
120
121
122
123
124
125
126
127
128
129
130
131
132
133
134
135
136
137
138
139
140
141
142
143
144
145
146
147
148
149
150
151
152
153
154
155
156
157
158
159
160
161
162
163
164
165
166
167
168

169
170
171
172
173
174
175
176
177
178
179
180
181
182
183
184
185
186
187
188
189
190
191
192
193
194
195
196
197
198
199
200
201
202
203
204
205
206
207
208
209
210
211
212
213
214
215
216
217
218


219
220
221
222
223
224
225
226
227
228
229
230
231
232
233
234
235
236
237
238
239
240
241
242
243
244
245
246
247
248
249
250
251
252
253
254
255
256
257
258
259
260
261
262
263
264
265
266
267
268

269
270
271
272
273
274
275
276
277
278
279
280
281
282
283
284
285
286
287
288
289
290
291
292
293
294
295
296
297
298
299
300
301
302
303
304
305
306
307
308
309
310
311
312
313
314
315
316
317
318

319
320
321
322
323
324
325
326
327
328
329
330
331
332
333
334
335
336
337
338
339
340
341
342
343
344
345

Table Of Contents

346



•


[Table of Contents](#)

-

Troubleshooting

•

Bookmarks



7. Remote Sensor

Remote Sensor / ART-K45AG

I Parts Supplied with Remote Sensor

No.

Remote sensor

1

(comes with 200 mm wire)


Machine screws

2

M4 x 25 mm

Wood screws

3

Spacers

4

Wire joints

5

6

Clamp


7

Installation manual

I Remote Sensor Installation Guidelines

Place of installation

- Mount the remote sensor at a height of 1 to 1.5 meters above the floor where it can sense the average temperature of the room.
- Do not mount the remote sensor in a place exposed to direct sunlight or a place exposed to outside air such as near a window.
- Do not mount the remote sensor behind an object so that it is separated from the air circulation of the room.
- Mount the remote sensor within the room being air conditioned.
- The remote sensor must be mounted on the wall or other surface vertically.



Supplied parts

Control of Mini ECO-i SYSTEM

Q'ty

1

2



2
2
2
1
1
1
3 - 94

[Table of Contents](#)

[Previous Page](#)
[Next Page](#)

1

...

139

140

141

142

Quick Links:

[Technical Data](#)

[Outdoor Units](#)

Troubleshooting

[I Troubleshooting 124](#)

[I Troubleshooting 136](#)

Related Manuals for Sanyo SPW-CR365GXH56

[Air Conditioner Sanyo Mini ECO-i SPW-ASR74GXH56\(A/B\) Installation Instructions Manual](#)

System air conditioner (49 pages)

[Air Conditioner Sanyo MINI ECO-i SPW-CR365GXH56B Service Manual](#)

(252 pages)

[Air Conditioner Sanyo SPW-X253G56 Service Manual](#)

Split system (72 pages)

[Air Conditioner Sanyo 2-WAY ECO-i SPW-C0705DXHN8 Service Manual](#)

Multi system (143 pages)

[Air Conditioner Sanyo SPW-C1155DXHN8 Technical Data & Service Manual](#)

2-way eco-i multi system (242 pages)

[Air Conditioner Sanyo SPW-X253GH56 Service Manual](#)

Split system (105 pages)

[Air Conditioner Sanyo SPW-U253GH56 Service Manual](#)

Split system air conditioner (108 pages)

[Air Conditioner Sanyo SPW-D253GH56 Service Manual](#)

Split system (108 pages)

[Air Conditioner Sanyo SPW-C0705DZH8 Technical Data Manual](#)

3-way eco-i multi system 5 series (703 pages)

[Air Conditioner Sanyo SPW-C483GYH8 Service Manual](#)

Eco multi system (235 pages)

[Air Conditioner Sanyo SPW-C256VH Technical Data & Service Manual](#)

4-way air discharge semi-concealed wall-mounted ceiling-mounted concealed-duct (517 pages)

[Air Conditioner Sanyo SPW-CR1503GDYH8 Technical Data & Service Manual](#)

W-eco multi system series (377 pages)

[Air Conditioner Sanyo SPW-FTR124EH56 Installation And Operation Manual](#)

Dc inverter air conditioner for refrigerant r410a (32 pages)

[Air Conditioner Sanyo Big PACi 18 Series Technical Data & Service Manual](#)

Big pack i dc inverter (275 pages)

[Air Conditioner Sanyo SPW-CR363GVH8 Service Manual](#)

(262 pages)

[Air Conditioner Sanyo SPW-XR253GH56 Technical Data & Service Manual](#)

(223 pages)

Related Content for Sanyo SPW-CR365GXH56

[XM18AAB Remote Controller Test Run Settings](#)

Sanyo XM18AAB

[SAP-K71GH If A Sensor Is Defective](#)

Sanyo SAP-K71GH

[SAP-KMRV93GJH Using The Remote Control Unit](#)

Sanyo SAP-KMRV93GJH

[SAP-K71GJA-S If A Sensor Is Defective](#)

Sanyo SAP-K71GJA-S

[KMS0912 Using The Remote Control Unit](#)

Sanyo KMS0912

[SAP-K71GJHA If A Sensor Is Defective](#)

Sanyo SAP-K71GJHA

[MINI ECO-i XHX1252 To Display The Sensor Temperature](#)

Sanyo MINI ECO-i XHX1252

[SPW-C0705DZH8 Parts Supplied With Remote Sensor](#)

Sanyo SPW-C0705DZH8

This manual is also suitable for:

[Spw-cr485gxh56Spw-cr605gx56Spw-cr605gxh56Spw-cr365gxh8Spw-cr485g xh8Spw-cr605gxh8](#) ... [Show all](#)

[Save PDF](#)