

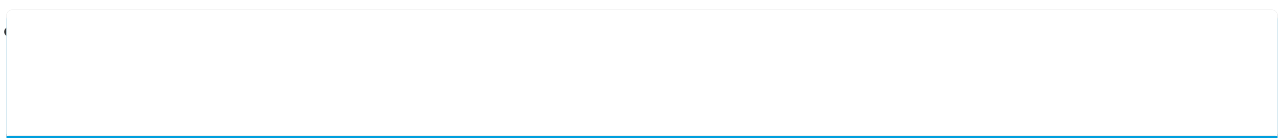
Address Setting Method - Sanyo SPW-X253GH56 Service Manual

Split system

1
Table Of Contents
2
3
4
5
6
7
8
9
10
11
12
13
14
15
16
17

18
19
20
21
22
23
24
25
26
27
28
29
30
31
32
33
34
35
36
37
38
39
40
41
42
43
44
45
46
47
48
49
50
51
52
53
54
55
56
57
58
59
60
61
62
63
64
65
66
67

68
69
70
71
72
73
74
75
76
77
78
79
80
81
82
83
84
85
86
87
88
89
90
91
92
93
94
95
96
97
98
99
100
101
102
103
104
105



•

[Table of Contents](#)

-

Troubleshooting

•

Bookmarks



(7) R.C. Address Setting Method

Outdoor unit R.C. address setting method

In case of group control or central control, set the R.C. address to 1, 2, 3, ... according to the No. of outdoor units.

R.C. address

00 auto address

("0" when shipped from factory)

02 (In case of No. 2 outdoor unit)

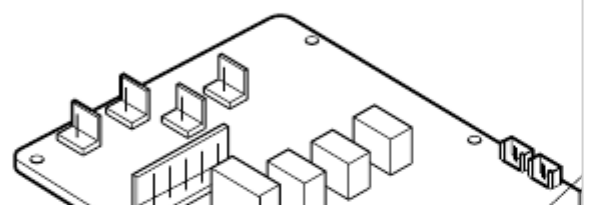
03 (In case of No. 3 outdoor unit)

11 (In case of No. 11 outdoor unit)

21 (In case of No. 21 outdoor unit)

30 (In case of No. 30 outdoor unit)

Refrigerant circuit address



(factory setting = 0)

Refrigerant circuit address (black)

0

: S2

Refrigerant circuit address

(2P DIP switch, green or Blue)

10

20

position

position

ON

ON side

: S3

1

2

OFF side

(S3: 2P dip switch, green or Blue)

Both OFF

Both OFF

Both OFF

10's SW is ON

20's SW is ON

Both 10's and 20's

switches are ON

A. ADD (S1):

Automatic address setting start button

Used for central control (link system)

and group control (Normally, not used)

R.C. address

ON

ON side

1

2

OFF side

ON

ON side

1

2

OFF side

ON

ON side

1

2

OFF side

ON

ON side

1

2

OFF side

ON

ON side

1

2

OFF side

ON

ON side

1

2

OFF side

ON

ON side

1

2

OFF side

ON

ON side

1

2

OFF side

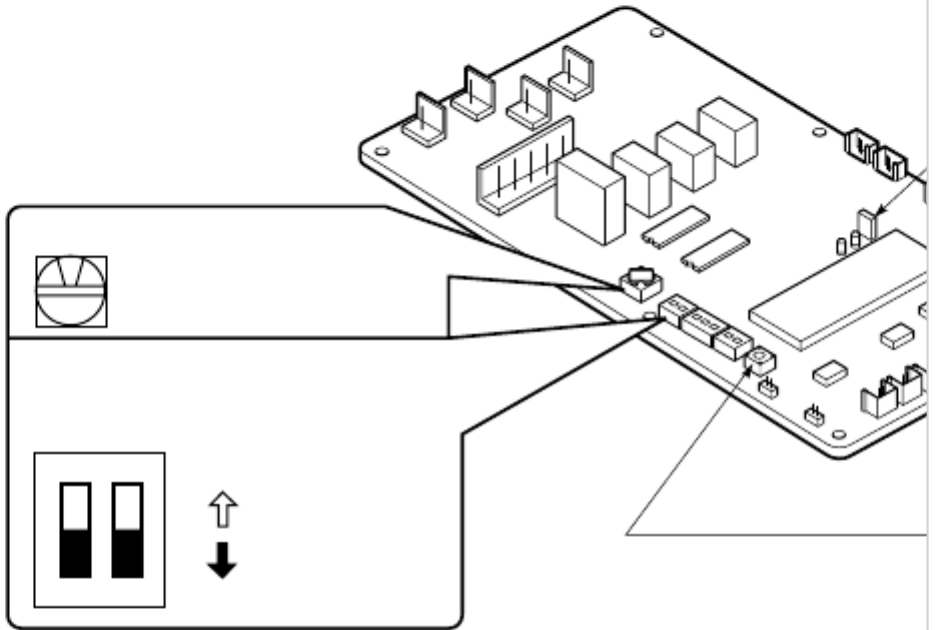
ON

ON side















1

2

OFF side



ManualsLib.com

Address procedures

Outdoor control PCB

(CN4 (2P Black)

(S1, S2)

S3

(2P DIP switch, Black)

0

Set to 0

Set to 2

Set to 3

[Table of Contents](#)

[Previous Page](#)
[Next Page](#)

1
...
100
101
102
103

Quick Links:

[Unit Specifications](#)

[\(A\) Indoor Unit](#)

[\(B\) Outdoor Unit](#)

[Troubleshooting](#)

Troubleshooting

[Troubleshooting 57](#)

[Check before and after Troubleshooting 58](#)

[General Troubleshooting Flow Chart: Diagnosis and Remedy 60](#)

Related Manuals for Sanyo SPW-X253GH56

[Air Conditioner Sanyo SPW-X483GH56 Installation Instruction](#)

Eco multi system air conditioner (91 pages)

[Air Conditioner Sanyo SPW-U253GH56 Service Manual](#)

Split system air conditioner (108 pages)

[Air Conditioner Sanyo SPW-D253GH56 Service Manual](#)

Split system (108 pages)

[Air Conditioner Sanyo SPW-T253GH56 Service Manual](#)

Split system (106 pages)

[Air Conditioner Sanyo SPW-C256VH Technical Data & Service Manual](#)

4-way air discharge semi-concealed wall-mounted ceiling-mounted concealed-duct (517 pages)

[Air Conditioner Sanyo Big PACi 18 Series Technical Data & Service Manual](#)

Big pack i dc inverter (275 pages)

[Air Conditioner Sanyo SPW-X253G56 Service Manual](#)

Split system (72 pages)

[Air Conditioner Sanyo SPW-XR253GH56 Technical Data & Service Manual](#)

(223 pages)

[Air Conditioner Sanyo 2-WAY ECO-i SPW-C0705DXHN8 Service Manual](#)

Multi system (143 pages)

[Air Conditioner Sanyo SPW-XR254EH56 Installation And Operation Manual](#)

Dc inverter air conditioner (40 pages)

[Air Conditioner Sanyo Mini ECO-i SPW-ASR74GXH56\(A/B\) Installation Instructions Manual](#)

System air conditioner (49 pages)

[Air Conditioner Sanyo ECO G SGP-EGW190M2G2W Brochure & Specs](#)

Gas driven vrf m series (9 pages)

[Air Conditioner Sanyo SPW-C1155DXHN8 Technical Data & Service Manual](#)

2-way eco-i multi system (242 pages)

[Air Conditioner Sanyo SPW-FTR124EH56 Installation And Operation Manual](#)

Dc inverter air conditioner for refrigerant r410a (32 pages)

[Air Conditioner Sanyo SPW-C483GYH8 Service Manual](#)

Eco multi system (235 pages)

[Air Conditioner Sanyo SPW-CR1503GDYH8 Technical Data & Service Manual](#)

W-eco multi system series (377 pages)

Related Content for Sanyo SPW-X253GH56

[XM18AAB Auto Address Setting](#)

Sanyo XM18AAB

[Mini ECO-i SPW-ASR74GXH56\(A/B\) Auto Address Setting](#)

Sanyo Mini ECO-i SPW-ASR74GXH56(A/B)

[MINI ECO-i XHX1252 Auto Address Setting](#)

Sanyo MINI ECO-i XHX1252

[ECO-i AHX0752 Auto Address Setting](#)

Sanyo ECO-i AHX0752

[MINI ECO-i SPW-CR365GXH56B Auto Address Setting](#)

Sanyo MINI ECO-i SPW-CR365GXH56B

[SAP-K77GHAX Address Setting Of The Remote Control Unit](#)

Sanyo SAP-K77GHAX

[SAP-KV94GJ Address Setting Of The Remote Control Unit](#)

Sanyo SAP-KV94GJ

[SAP-KR184GJH Address Setting Of The Remote Control Unit](#)

Sanyo SAP-KR184GJH

This manual is also suitable for:

[Spw-c253gh5Spw-c253gh8Spw-x363gh56Spw-c363gh8Spw-x483gh56Spw-c483gh8](#)