



# Connector Layout Of Pc Board; Main Pba - Toshiba DP120F Service Manual

Plain paper facsimile



1  
2  
3  
4  
5  
6  
7  
8  
9  
10  
11  
12  
13  
14  
15  
16  
17  
18

19  
20  
21  
22  
23  
24  
25  
26  
27  
28  
29  
30  
31  
32  
33  
34  
35  
36  
37  
38  
39  
40  
41  
42  
43  
44  
45  
46  
47  
48  
49  
50  
51  
52  
53  
54  
55  
56  
57  
58  
59  
60  
61  
62  
63  
64  
65  
66  
67  
68

69  
70  
71  
72  
73  
74  
75  
76  
77  
78  
79  
80  
81  
82  
83  
84  
85  
86  
87  
88  
89  
90  
91  
92  
93  
94  
95  
96  
97  
98  
99  
100  
101  
102  
103  
104  
105  
106  
107  
108  
109  
110  
111  
112  
113  
114  
115  
116  
117  
118

119  
120  
121  
122  
123  
124  
125  
126  
127  
128  
129  
130  
131  
132  
133  
134  
135  
136  
137  
138  
139  
140  
141  
142  
143  
144  
145  
146  
147  
148  
149  
150  
151  
152  
153  
154  
155  
156  
157  
158  
159  
160  
161  
162  
163  
164  
165  
166  
167  
168

169  
170  
171  
172  
173  
174  
175  
176  
177  
178  
179  
180  
181  
182  
183  
184  
185  
186  
187  
188  
189  
190  
191  
192  
193  
194  
195  
196  
197  
198  
199  
200  
201  
202  
203  
204  
205  
206  
207  
208  
209  
210  
211  
212  
213  
214  
215  
216  
217  
218



219  
220  
221  
222  
223  
224  
225  
226  
227  
228  
229  
230  
231  
232  
233  
234  
235  
236  
237  
238  
239  
240  
241  
242  
243  
244  
245  
246  
247  
248  
249  
250  
251  
252  
253  
254  
255  
256  
257  
258  
259  
260  
261  
262  
263  
264  
265  
266  
267  
268

269  
270  
271  
272  
273  
274  
275  
276  
277  
278  
279  
280  
281  
282  
283  
284  
285  
286  
287  
288  
289  
290  
291  
292  
293  
294  
295  
296  
297  
298  
299  
300  
301  
302  
303  
304  
305  
306  
307  
308  
309  
310  
311  
312  
313  
314  
315  
316  
317  
318

319  
320  
321  
322  
323  
324  
325  
326  
327  
328  
329  
330  
331  
332  
333  
334  
335  
336  
337  
338  
339  
340  
341  
342  
343  
344  
345  
346  
347  
348  
349  
350  
351  
352  
353  
354  
355  
356  
357  
358  
359  
360  
361  
362  
363  
364  
365  
366  
367  
368

369  
370  
371  
372  
373  
374  
375  
376  
377  
378  
379  
380  
381  
382  
383  
384  
385  
386  
387  
388  
389  
390  
391  
392  
393  
394  
395  
396  
397  
398  
399  
400  
401  
402  
403  
404  
405  
406  
407  
408  
409  
410  
411  
412  
413  
414  
415  
416  
417  
418

419  
420  
421  
422  
423  
424  
425  
426  
427  
428  
429  
430  
431  
432  
433  
434  
435  
436  
437  
438  
439  
440  
441  
442  
443  
444  
445  
446  
447  
448  
449  
450  
451  
452  
453  
454  
455  
456  
457  
458  
459  
460  
461  
462  
463  
464  
465  
466  
467  
468

469  
470  
471  
472  
473  
474  
475  
476  
477  
478  
479  
480  
481  
482  
483  
484  
485  
486  
487  
488  
489  
490  
491  
492  
493  
494  
495  
496  
497  
498  
499  
500  
501  
502  
503  
504  
505  
506  
507  
508  
509  
510  
511  
512  
513  
514  
515  
516  
517  
518

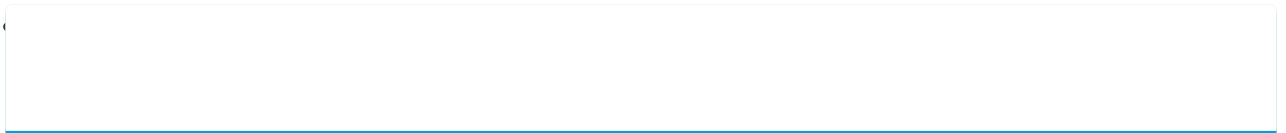
519  
520  
521  
522  
523  
524  
525  
526  
527  
528  
529  
530  
531  
532  
533  
534  
535  
536  
537  
538  
539  
540  
541  
542  
543  
544  
545  
546  
547  
548  
549  
550  
551  
552  
553  
554  
555  
556  
557  
558  
559  
560  
561  
562  
563  
564  
565  
566  
567  
568

569  
570  
571  
572  
573  
574  
575  
576  
577  
578  
579  
580  
581  
582  
583  
584  
585  
586  
587  
588  
589  
590  
591  
592  
593  
594  
595  
596  
597  
598  
599  
600  
601  
602  
603  
604  
605  
606  
607  
608  
609  
610  
611  
612  
613  
614  
615  
616  
617  
618



619  
620  
621  
622  
623  
624  
625  
626  
627  
628  
629  
630  
631  
632  
633  
634  
635  
636  
637  
638  
639  
640  
641  
642  
643  
644  
645  
646  
647  
648  
649  
650  
651  
652  
653  
654  
655  
656  
657  
658  
659  
660  
661  
662  
663  
664  
665  
666  
667  
668

669  
670  
671  
672  
673  
674  
675  
676  
677  
678  
679  
680  
681  
682  
683  
684  
685  
686  
687  
688  
689  
690  
691  
692  
693  
694  
695  
696  
697  
698  
699  
700  
701  
702  
703  
704  
705  
706



•

[Table of Contents](#)

•

## Bookmarks





# 3. Connector Layout of PC Board

## 3.1

### MAIN PBA

**Fig. 6-3-1**

06-03-01

**NOTE:**



**CN7 is mounted on the DP120F Main PBA only.**

March 2000 © TOSHIBA TEC

6-3

DP120F/DP125F PBA Outline and Sensor Function

CN5  
2 1 1



## Table of Contents

[Previous Page](#)  
[Next Page](#)



1

...

289

290

291

292

Quick Links:

[Front View](#)

## Chapters

[Chapter 1 Introduction](#) 2

[Chapter 2 Specifications](#) 17

[Chapter 3 Installation](#) 27

[Chapter 4 Function Settings](#) 66

[Section 5](#) 208

[Section 6](#) 239

[Chapter 5 Mechanical Description](#) 260

[Chapter 6 Pba Outline and Sensor Functions](#) 287

[Chapter 7 Circuit Description](#) 308

[Chapter 8 Removal/Replacement/Adjustment](#) 420

[Chapter 9 Dialing and Communication Procedure](#) 564

Chapter 10 Preventive Maintenance 591

Chapter 11 Troubleshooting 612

## Related Manuals for Toshiba DP120F

[Fax Machine Toshiba DP125F Operator's Manual](#)

Plain paper facsimile (295 pages)

[Fax Machine Toshiba DP 120F Instruction Manual](#)

(154 pages)

[Fax Machine Toshiba DP80F Operator's Manual](#)

Plain paper facsimile (277 pages)

[Fax Machine Toshiba DP 80F Instruction Manual](#)

Toshiba fax machine instruction manual (11 pages)

[Fax Machine Toshiba DP 80F Instruction Manual](#)

(133 pages)

[Fax Machine Toshiba e-STUDIO170F Owner's Manual](#)

Toshiba e-studio170f multifunction fax owner's manual (242 pages)

[Fax Machine Toshiba GD-1150 Service Manual](#)

(90 pages)

[Fax Machine Toshiba TF 251 Instruction Manual](#)

(80 pages)

[Fax Machine Toshiba TF 211 Instruction Manual](#)

(73 pages)

[Fax Machine Toshiba GD-1370 Service Manual](#)

Fax board (72 pages)

[Fax Machine Toshiba e-STUDIO 191F Operating Instructions Manual](#)

Plain paper facsimile (62 pages)

[Fax Machine Toshiba ESTUDIO170F Operation Manual](#)

Plain paper facsimile (244 pages)

[Fax Machine Toshiba GD-1210 Service Manual](#)

Toshiba facsimile service manual (94 pages)

[Fax Machine Toshiba e-studio 191F Operating Instructions Manual](#)

Plain paper facsimile (200 pages)

[Fax Machine Toshiba e-studio 190F Quick Manual](#)

Internet facsimile/email and network scan functions (16 pages)

[Fax Machine Toshiba TF 631 User Manual](#)

Toshiba tf 631 fax machine user manual (120 pages)

## Related Content for Toshiba DP120F

[E-STUDIO190F Sensors And Pc Boards](#)

Toshiba E-STUDIO190F

[TF 601 Handling Faxes On Your Pc](#)

Toshiba TF 601

[TF 461 Handling Faxes On Your Pc](#)

Toshiba TF 461

[TF 471 Pc Connection](#)

Toshiba TF 471

[DP80F Advanced Pc Function](#)

Toshiba DP80F

[GD-1300 Setting Up The Machine For Use Witha Pc Modem](#)

Toshiba GD-1300

[TF 610 Handling Faxes On Your Pc](#)

Toshiba TF 610

[GD-1210 Setting Up Mailbox For Confidential And Bulletin Board Communication](#)

Toshiba GD-1210

This manual is also suitable for:

[Dp125f](#)