

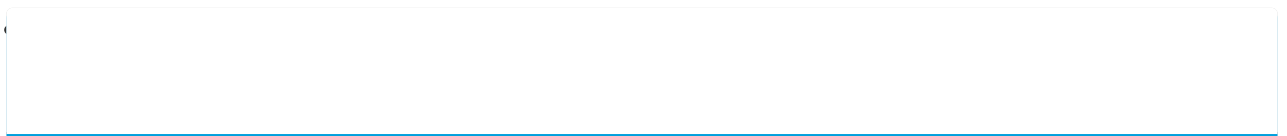
Eco Operation - Toshiba RAS-10SKVP2-E Service Manual

Split type indoor unit high wall, heat pump type outdoor unit heat pump type

1
2
3
4
5
6
7
8
9
10
11
12
13
14
15
16
17
18

19
20
21
22
23
24
25
26
27
28
29
30
31
32
33
34
35
36
37
38
39
40
41
42
43
44
45
46
47
48
49
50
51
52
53
54
55
56
57
58
59
60
61
62
63
64
65
66
67
68

69
70
71
72
73
74
75
76
77
78
79
80
81
82
83
84
85
86
87
88
89
90
91
92
93
94
95
96
97
98
99
100
101
102
103
104
105
106
107
108
109
110
111



•

[Table of Contents](#)

•

Troubleshooting

•

Bookmarks



Item

9. ECO


When pressing [ECO] button on the remote controller, a
operation

Economic operation is performed.

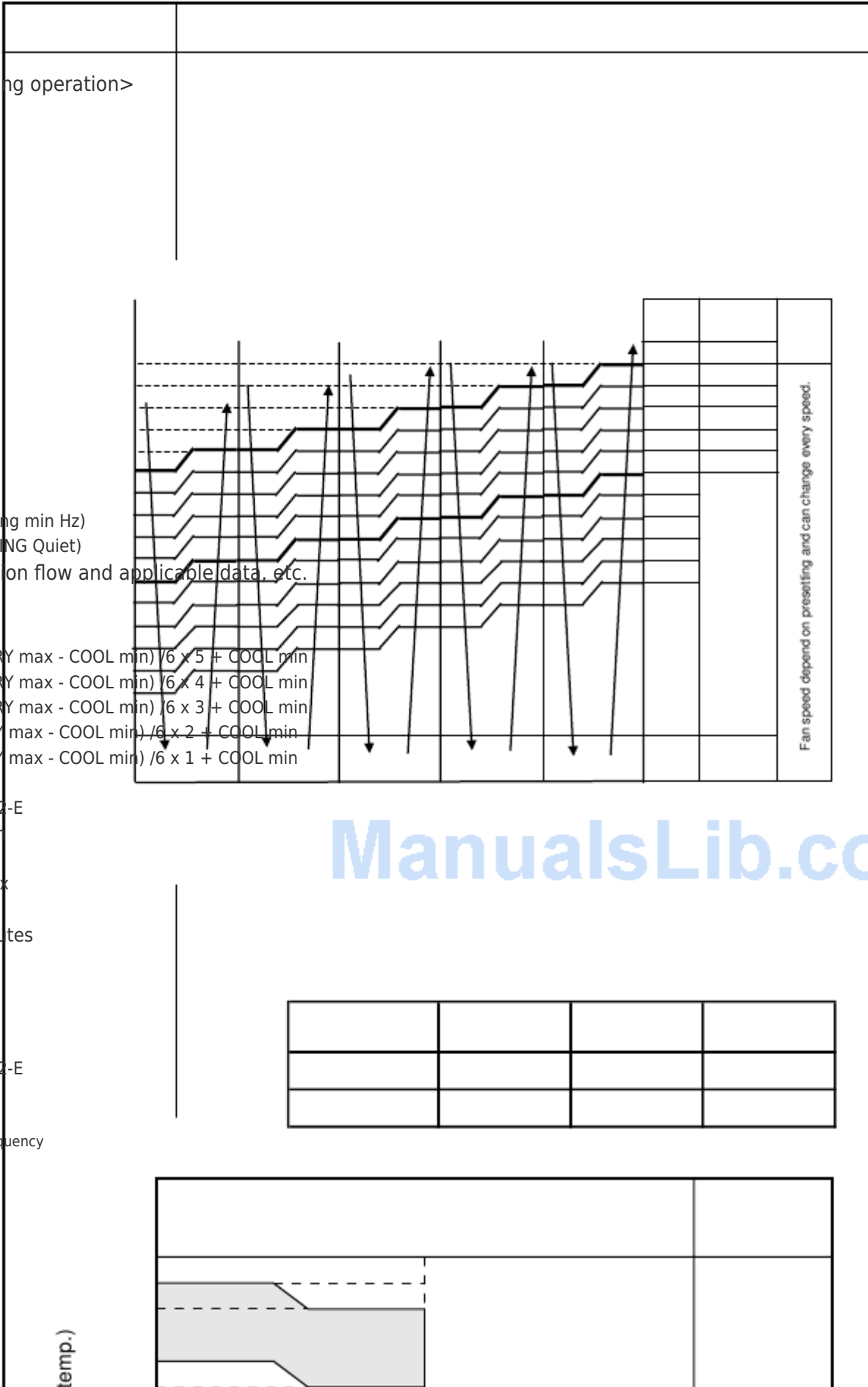
<Cooling operation>

This function operates the air conditioner with the difference
between the set and the room temperature as shown in the
following figure.

TA
+6.5
+6.0
+5.5
+5.0
+4.5
+4.0
+3.5
+3.0
+2.5
+2.0



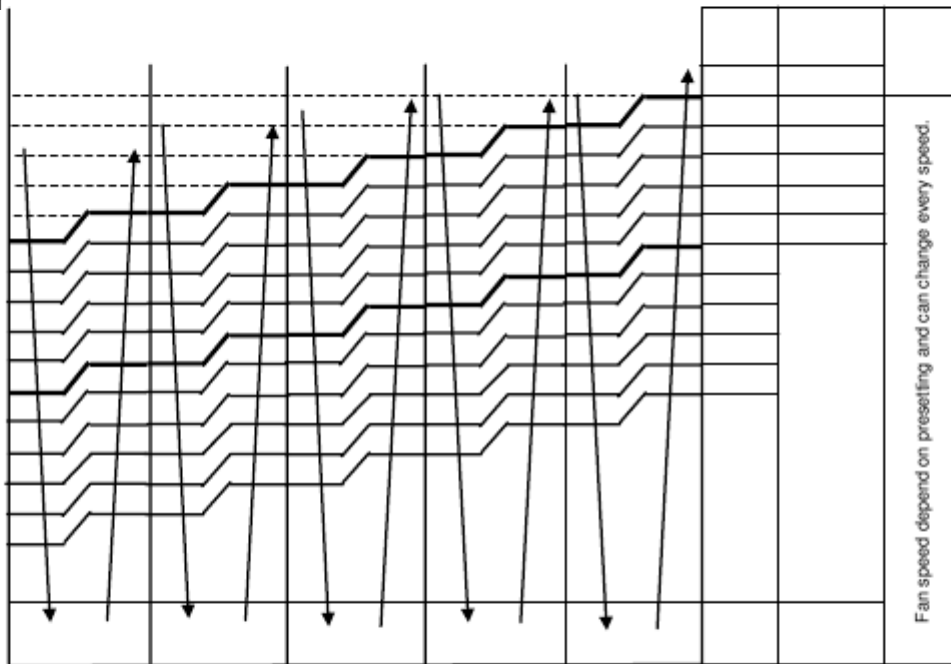
+1.5
+1.0
+0.5
TSC
-0.5
-1.0
-2.0
1H
<Heating operation>
0
-0.5
-1.0
-1.5
-2.0
-2.5
-3.0
-4.0
-5.0
-6.0
-7.0
-8.0
-9.0
-10.0
-11.0
a (Heating min Hz)
c (HEATING Quiet)
Operation flow and applicable data, etc.
2H
3H
4H
* 12 (DRY max - COOL min) /6 x 5 + COOL min
* 11 (DRY max - COOL min) /6 x 4 + COOL min
* 10 (DRY max - COOL min) /6 x 3 + COOL min
* 9 (DRY max - COOL min) /6 x 2 + COOL min
* 8 (DRY max - COOL min) /6 x 1 + COOL min
Hz
10SKVP2-E
Cool min
11
DRY max
30
30 minutes
A
B
C
Hz
10SKVP2-E
13
43
Zone Frequency
FAN
12
Dry Max
11
*12
10
*11
*10
9
*9
8
7



*8
6
5
4
3
2
1
Min
Hz
OFF
Time
13SKVP2-E
16SKVP2-E
11
11
30
30

→ Time Compressor speed

0Hz
A
A zone
aHz
B zone
B
a to cHz
C zone
C
cHz
13SKVP2-E
16SKVP2-E
13
13
43
43
-
-



ManualsLib.com

FILE NO. SVM-11015

Description

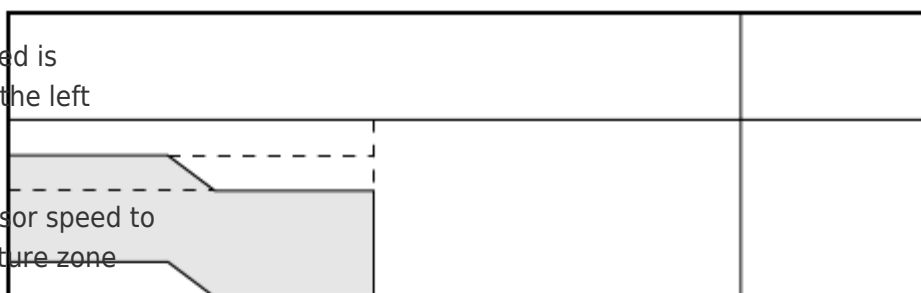
<Cooling operation>

- 1) The control target temperature increase 0.5°C per hour up to 2°C starting from the set temperature when ECONO has been received.
- 2) The indoor fan speed is depend on presetting and can change every speed after setting ECO operation.

- 3) The compressor speed is controlled as shown in the left figure.

<Heating operation>

- 1) Setting the compressor speed to Max. aHz, the temperature zone



in which the operation can be performed with Max. cHz is gradually widened after 30 minutes passed when starting

ECO operation.

2) The indoor fan speed is depend on presetting and can change every speed after setting ECO operation.

[Table of Contents](#)

[Previous Page](#)
[Next Page](#)

1
...
31
32
33
34
35
36
37
38

Quick Links:

[Service Manual](#)

[Specifications](#)

[Indoor Unit](#)

Chapters

[Service Manual 2](#)

[Table of Contents 24](#)

Related Manuals for Toshiba RAS-10SKVP2-E

[Air Conditioner Toshiba RAS-10SAV-A Service Manual](#)

Split wall type (94 pages)

[Air Conditioner Toshiba RAS-10SKVP-ND Owner's Manual](#)

(61 pages)

[Air Conditioner Toshiba RAS-16SKVP-ND Owner's Manual](#)

(230 pages)

[Air Conditioner Toshiba RAS-10SKVP-ND Installation Manual](#)

(132 pages)

[Air Conditioner Toshiba RAS-10 SKV Series Owner's Manual](#)

(8 pages)

[Air Conditioner Toshiba RAS-10SKVP2 series Owner's Manual](#)

Split type (6 pages)

[Air Conditioner Toshiba RAS-10SKVP2 Series Owner's Manual](#)

Air conditioner (split type) (8 pages)

[Air Conditioner Toshiba RAS-13SKV-E Service Manual](#)

Indoor/outdoor unit, split type air conditioner (120 pages)

[Air Conditioner Toshiba RAS-13SKV-E Service Manual](#)

Split type indoor/outdoor unit (121 pages)

[Air Conditioner Toshiba RAS-13SKV2-E Service Manual](#)

Split type (111 pages)

[Air Conditioner Toshiba RAS-10SKH-E Service Manual](#)

Split wall type air conditioner (62 pages)

[Air Conditioner Toshiba RAS-10SKH-ES Service Manual](#)

Split wall type (68 pages)

[Air Conditioner Toshiba RAS-10~16 SKV\(R\) Series Owner's Manual](#)

Split type (4 pages)

[Air Conditioner Toshiba RAS-10\(7\)~16\(7\)SKV Series Installation Manual](#)

Air conditioner (split type) (11 pages)

[Air Conditioner Toshiba RAS-10 SKV Series Owner's Manual](#)

Air conditioner (split type) (4 pages)

[Air Conditioner Toshiba RAS-10SKP Series Owner's Manual](#)

(8 pages)

Related Content for Toshiba RAS-10SKVP2-E

[RAS-M05G3KVSG-E Eco Operation](#)

Toshiba RAS-M05G3KVSG-E

[RAS-18S3KV-E Eco Operation](#)

Toshiba RAS-18S3KV-E

[RAS-M07N4KVRG-E Eco Operation](#)

Toshiba RAS-M07N4KVRG-E

[RAS-25G3KVSG-ND Eco Operation](#)

Toshiba RAS-25G3KVSG-ND

[RAS-25E2KVG-ND Eco Operation](#)

Toshiba RAS-25E2KVG-ND

[RAS-13S3KV-E Eco Operation](#)

Toshiba RAS-13S3KV-E

[RAS-B05BKVG-E Eco Operation](#)

Toshiba RAS-B05BKVG-E

[RAS-B05E2KVG-E Eco Operation](#)

Toshiba RAS-B05E2KVG-E

This manual is also suitable for:

[Ras-10savp2-eRas-16savp2-eRas-13savp2-eRas-13skvp2-eRas-16skvp2-e](#)