




Sanyo DC-AS1600DX Service Manual

Dvd micro hi-fi system

1
2
3
4
5
6
7
8
9
10
11
12
13
14
15



•

Bookmarks

[Download this manual](#)

Quick Links



Service Manual

Specifications

DVD Player

Type:

2-channel stereo

DVD Wave length:

650~660 nm

CD Wave length:

784~796 nm

Wow/flutter:

Below measurable limits

Tuner

Reception frequency:

AM: 522~1620 KHz(9KHz steps)



FM: 87.5~108.0 MHz

Maximum power-handing capacity:

General

Output Power:

25W x2(at 8 ohms,10% distortion)

Inputs:

Line In:

500mV/50 KΩ

USB

For USB pemory device

CARD

For SD / MMC card

Outputs:

SPEAKERS:

8 ohms

PHONES:

32 ohms

Power requirement:

AC 230 V, 50Hz

Power Consumption: 80W

Dimension :

230(W) x 77(H) x 240(D) mm

Weight:

4.7 kg

Specifications subject to change without notice

DVD MICRO Hi-Fi System

Speaker systems

Type:

Unit used:

Nominal impedance: 8 ohms

Dimensions :

Weight:

FILE NO.

DC-AS1600DX/XE

PRODUCT CODE No.

112974800

Wooden speaker boxes

2 Way 4 speaker


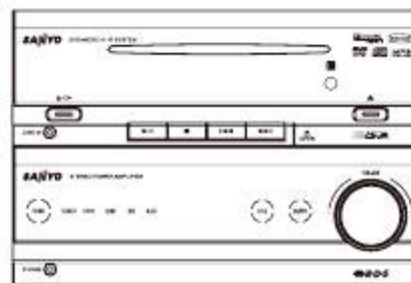

30 W(peak)

150(W) x 250(H) x 263(D) mm

2.44 kg/speaer

SM0936004

REFERENCE No.



ManualsLib.com

[Table of Contents](#)

[Next Page](#)

1
2
3
4
5

Related Manuals for Sanyo DC-AS1600DX

[Hi Fi Component Sanyo DC-D9 Instruction Manual](#)

Mini component system (12 pages)

[Hi Fi Component Sanyo DC-F21 Instruction Manual](#)

Mini component system (17 pages)

[Hi Fi Component Sanyo DC-F400 Service Manual](#)

Mini component system (62 pages)

Summary of Contents for Sanyo DC-AS1600DX

[Page 1: Specifications](#)

FILE NO. Service Manual DVD MICRO Hi-Fi System DC-AS1600DX/XE PRODUCT CODE No. 112974800 Specifications DVD Player Speaker systems Type: 2-channel stereo Type: DVD Wave length: 650~660 nm Wooden speaker boxes CD Wave length: 784~796 nm Unit used: 2 Way 4 speaker...

[Page 2](#) TABLE OF CONTENTS Exploded View (Packing & Accessories).....2 Exploded Vies(Cabinet & Chassis).....3-4 Parts list Schematic Diagram 8-21...

[Page 3: Exploded View\(Packing & Accessories\)](#)

EXPLODED VIEW(PACKING & ACCESSORIES) PARTS LIST PRODUCT SAFETY NOTICE EACH PRECAUTION IN THIS MANUAL SHOULD BE FOLLOWED DURING SERVICING.COMPONENTS IDENTIFIED WITH THE IEC SYMBOL IN THE PARTS LIST AND THE SCHEMATIC DIAGRAM DESIGNATE COMPONENTS IN WHICH SAFETY CAN BE OF SPECIAL SIGNIFICANCE.WHEN REPLACING A COMPONENT IDENTIFIED BY ,USE ONLY THE REPLACEMENT PARTS DESIGNATED,OR PARTS WITH THE SAME RATINGS OF RESISTANCE,WATTAGE OR VOLTAGE THAT ARE DESIGNATED IN THE PARTS LIST IN THIS MANUAL.LEAKAGECURRENT OR RESISTANCE MEASUREMENTS MUST BE MADE TO DETERMINE...

[Page 4: Exploded Vies\(Cabinet & Chassis\)](#)

EXPLODED VIEW(CABINET & CHASSIS UNIT UP)

[Page 5](#) EXPLODED VIEW(CABINET & CHASSIS UNIT DOWN)

[Page 6: Parts List](#)

PARTS LIST PRODUCT SAFETY NOTICE EACH PRECAUTION IN THIS MANUAL SHOULD BE FOLLOWED DURING SERVICING.COMPONENTS IDENTIFIED WITH THE IEC SYMBOL IN THE PARTS LIST AND THE SCHEMATIC DIAGRAM DESIGNATE COMPONENTS IN WHICH SAFETY CAN BE OF SPECIAL SIGNIFICANCE.WHEN REPLACING A COMPONENT IDENTIFIED BY ,USE ONLY THE REPLACEMENT PARTS DESIGNATED,OR PARTS WITH THE SAME RATINGS OF RESISTANCE,WATTAGE OR VOLTAGE THAT ARE DESIGNATED IN THE PARTS LIST IN THIS MANUAL.LEAKAGECURRENT OR RESISTANCE MEASUREMENTS MUST BE MADE TO DETERMINE...

[Page 7](#) ELECTRICAL-PARTS MCU PWB ASSY PART NO. DESCRIPTION REMARK PART NO. DESCRIPTION QTY REMARK 1 AM LY262020400J00 HOUSING 2.5mm 32 LYD913QU0G010A ASSY MCU PCB DVD- PITCH W/JUMPER 9130-01A 2008-08-02 WIRE UL1007 #26 LY1100HGQ03CYC Optical Out Socket 1 U1 2PINS 4000mm LY110CS0109000 CS JACK CS-109 1 CN208 2 2-SPK2 TO...

[Page 8](#) POWER PWB ASSY PART NO. DESCRIPTION QTY REMARK 37 LYD913QUV0G020 ASSY POWER PCB DVD-9130-02 94V0 LY007000022200 High voltage Cap. 3 CC3,CC2, 0.0022uf +-20% 250V LY008100000320 Elect. Cap. 1000uf 2 C239,C208 +20 -10% 10V L=12mm

LY008100000360 Elect. Cap. 1000uf 2 C235,C230 +20 -10% 35V LY008220000330 Elect.

[Page 9: Schematic Diagram](#)

TUNER_R R202 TUNER_L R227 TUNER_L PORT_SEL R208 BD201 MT_CLOSE R206 R207 VCC 9V
ST_IND 8050 TUNED EXC3BP121 match Pana's AN18202A and Sanyo LC72131/PT9257
100uF/16V CN201 18X1.0mm/DIP MCU3V3 CN206 RMAIN-OUT R220 2X13X2.5mm DVD_R
AMP_ROUT AMP_LOUT LMAIN-OUT AGND AGND DVD_L KEY_AD0 VCC 9V...

[Page 10](#) SCHEMATIC DIAGRAM (MCU 2) C276 CN208 SCART C240 4U7 S_LIN C276 AGND
R251 R252 5.6K 5.6K R260 DVD_R +12V C-B-U FUNC R262 DVD_L AUDIO/TV/16:9 DATA 2 100P
DATA 1 100P Y-R-V S_MUTE RGB C SCART_SWITCH LINE_OUT_CVBS VOUT VIDEO_GND TUNER_L
SHIELD R270...

[Page 11](#) SCHEMATIC DIAGRAM (POWER) - 12 - - 13 -...

[Page 12](#) SCHEMATIC DIAGRAM (DVD 1) SCHEMATIC DIAGRAM (DVD 2) HOMESW - 14 - - 15
-...

[Page 13](#) SCHEMATIC DIAGRAM (DVD 3) SCHEMATIC DIAGRAM (DVD 4) - 16 - - 17 -...

[Page 14](#) SCHEMATIC DIAGRAM (VFD) - 18 - - 19 -...

[Page 15](#) SCHEMATIC DIAGRAM (LED & TOUCH) SCHEMATIC DIAGRAM (USB & SD) SANYO
Electric Co., Ltd. Osaka, Japan DEC/ ' 08 - 20 - - 21 -...

This manual is also suitable for:

[Dc-as1600dxe](#)