

For Short Circuit Connection; For Wired Remote Control - Sanyo SPW- C256VH Technical Data & Service Manual

4-way air discharge semi-concealed wall-mounted ceiling-mounted concealed-duct

1

2

3

4

5

Table Of Contents

6

7

8

9

10

11

12

13

14

15

16

17

18
19
20
21
22
23
24
25
26
27
28
29
30
31
32
33
34
35
36
37
38
39
40
41
42
43
44
45
46
47
48
49
50
51
52
53
54
55
56
57
58
59
60
61
62
63
64
65
66
67

68
69
70
71
72
73
74
75
76
77
78
79
80
81
82
83
84
85
86
87
88
89
90
91
92
93
94
95
96
97
98
99
100
101
102
103
104
105
106
107
108
109
110
111
112
113
114
115
116
117

118
119
120
121
122
123
124
125
126
127
128
129
130
131
132
133
134
135
136
137
138
139
140
141
142
143
144
145
146
147
148
149
150
151
152
153
154
155
156
157
158
159
160
161
162
163
164
165
166
167

168
169
170
171
172
173
174
175
176
177
178
179
180
181
182
183
184
185
186
187
188
189
190
191
192
193
194
195
196
197
198
199
200
201
202
203
204
205
206
207
208
209
210
211
212
213
214
215
216
217

218
219
220
221
222
223
224
225
226
227
228
229
230
231
232
233
234
235
236
237
238
239
240
241
242
243
244
245
246
247
248
249
250
251
252
253
254
255
256
257
258
259
260
261
262
263
264
265
266
267

268
269
270
271
272
273
274
275
276
277
278
279
280
281
282
283
284
285
286
287
288
289
290
291
292
293
294
295
296
297
298
299
300
301
302
303
304
305
306
307
308
309
310
311
312
313
314
315
316
317

318
319
320
321
322
323
324
325
326
327
328
329
330
331
332
333
334
335
336
337
338
339
340
341
342
343
344
345
346
347
348
349
350
351
352
353
354
355
356
357
358
359
360
361
362
363
364
365
366
367

368
369
370
371
372
373
374
375
376
377
378
379
380
381
382
383
384
385
386
387
388
389
390
391
392
393
394
395
396
397
398
399
400
401
402
403
404
405
406
407
408
409
410
411
412
413
414
415
416
417

418
419
420
421
422
423
424
425
426
427
428
429
430
431
432
433
434
435
436
437
438
439
440
441
442
443
444
445
446
447
448
449
450
451
452
453
454
455
456
457
458
459
460
461
462
463
464
465
466
467

468
469
470
471
472
473
474
475
476
477
478
479
480
481
482
483
484
485
486
487
488
489
490
491
492
493
494
495
496
497
498
499
500
501
502
503
504
505
506
507
508
509
510
511
512
513
514
515
516
517



-

[Table of Contents](#)

•

Bookmarks



For Short Circuit Connection

- The standard (before shipment) external static pressure is shown in the table below.
- When using with a higher static pressure, it is necessary to change to the high static pressure mode.

External static pressure

Standard

High static pressure

When using with high static pressure mode, set the indoor unit control board as shown at right.


Follow the below procedure while the unit is turned off.

(1) Open the cover of the electrical box and confirm that it is the indoor unit control board.

(2) Connect the short circuit connector to the short circuit pin TP3

(2P: Yellow) of the indoor unit control board.

- In case of wired remote control setting, do not use the short circuit connector.



For Wired Remote Control

Press and hold the seconds or longer.

" , " unit No."
 item code "
 , " and settings data "
 blinking on the remote controller LCD display.

At this time, the indoor unit fan (or all indoor unit fans in the case of group control) begins operating.

Press the temperature setting the item code "

".
 Press the timer time setting data.

* For item codes and setting data, refer to the right table.

Press the button.

(The display stops blinking and remains lit, and setting is completed.)

Press the button to return to normal remote controller display.

SPW-US125H



4 5 6 7 8 9 10 11 12

Airflow (m

125 / 165 / 185

15

40

,

and

buttons simultaneously for 4

" (or "

" in the case of group control),

" are displayed

/

buttons to select

/

buttons to select the desired


SPW-US165H

60


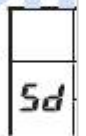
50

5

40



ManualsLib.com



30
20
HH
10
0
0
5 6 7 8 9 10 11 12 13

/minute)

Airflow (m

External static pressure's upper limit high static pressure mode	
Standard external static pressure's upper limit	

Lower limit airflow

5
HH

H
L

HH
HT

H
L

0
3

/minute)

1-307

White Yellow Red

TP6 TP3 TP1

Indoor control board

2

6

1

5 1

4

Item

No.

Description

code

0000 Standard (setting at shipment)

0003 High static pressure

Rated external static

HH

pressure in high static

pressure mode

H

Lower static pressure

L

in high static pressure

mode

HH

H

L

Rated external static

pressure at shipment

Upper limit airflow

3

Airflow (m

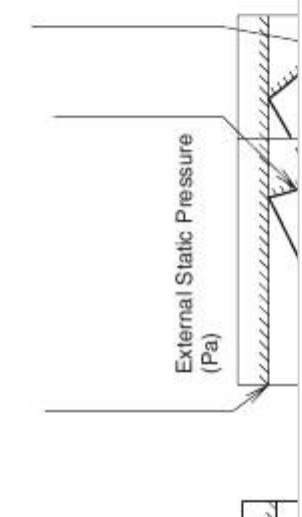

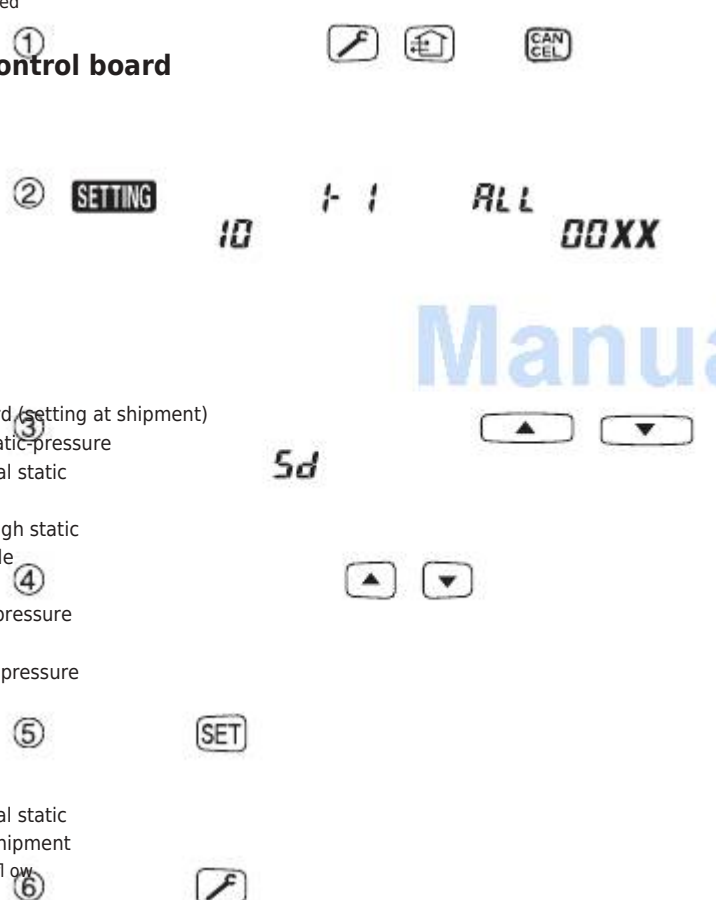
/minute)

SPW-US185H

60

HH


50



ManualsLib.com

5
H
40
L
30
HH
20
H
L
10
0
0
0
7 8 9 10 11 12 13 14 15
3
Airflow (m
/minute)





3

Table of Contents

[Previous Page](#)
[Next Page](#)

1

...

312

313

314

315

Quick Links:

[Indoor Unit](#)

[Technical Data](#)

[Outdoor Unit](#)

[Unit Specifications](#)

Related Manuals for Sanyo SPW-C256VH

[Air Conditioner Sanyo Big PACi 18 Series Technical Data & Service Manual](#)

Big pack i dc inverter (275 pages)

[Air Conditioner Sanyo ECOi C0705DXHN8 Brochure & Specs](#)

2 and 3 pipe electric vrf systems (10 pages)

[Air Conditioner Sanyo MINI ECO-i SPW-CR365GXH56B Service Manual](#)

(252 pages)

[Air Conditioner Sanyo SPW-T253G56 Service Manual](#)

Split system air conditioner (71 pages)

[Air Conditioner Sanyo SPW-D253G56 Service Manual](#)

Split system air conditioner (66 pages)

[Air Conditioner Sanyo SPW-CR365GXH56 Technical Data Manual](#)

Mini eco-i system (346 pages)

[Air Conditioner Sanyo Mini ECO-i SPW-ASR74GXH56\(A/B\) Installation Instructions Manual](#)

System air conditioner (49 pages)

[Air Conditioner Sanyo SPW-C1155DXHN8 Technical Data & Service Manual](#)

2-way eco-i multi system (242 pages)

[Air Conditioner Sanyo SPW-U253GH56 Service Manual](#)

Split system air conditioner (108 pages)

[Air Conditioner Sanyo SPW-T253GH56 Service Manual](#)

Split system (106 pages)

[Air Conditioner Sanyo SPW-D253GH56 Service Manual](#)

Split system (108 pages)

[Air Conditioner Sanyo SPW-C0705DZH8 Technical Data Manual](#)

3-way eco-i multi system 5 series (703 pages)

[Air Conditioner Sanyo SPW-C483GYH8 Service Manual](#)

Eco multi system (235 pages)

[Air Conditioner Sanyo SPW-CR1503GDYH8 Technical Data & Service Manual](#)

W-eco multi system series (377 pages)

[Air Conditioner Sanyo SPW-FTR124EH56 Installation And Operation Manual](#)

Dc inverter air conditioner for refrigerant r410a (32 pages)

[Air Conditioner Sanyo SPW-CR363GVH8 Service Manual](#)

(262 pages)

Related Content for Sanyo SPW-C256VH

[26 series Connection With Other Equipment](#)

Sanyo 26 series

[XHS3632 Compressor Current Detection Circuit](#)

Sanyo XHS3632

[KH2442 / CH2442 Compressor Current Detection Circuit](#)

Sanyo KH2442 / CH2442

[CH2442 Connection With Other Equipments](#)

Sanyo CH2442

[STW-2 Series Permanent Connection](#)

Sanyo STW-2 Series

[SPW-C0705DZH8 For Short Circuit Connection](#)

Sanyo SPW-C0705DZH8

[KHS3632 / CH3632 Compressor Current Detection Circuit](#)

Sanyo KHS3632 / CH3632

[CM1812 / KMS0912 \(x2\) Circuit Breaker Trips In Several Minutes After Turning Air Conditioner On](#)

Sanyo CM1812 / KMS0912 (x2)

This manual is also suitable for:

[Spw-c486vh8Spw-c606vh8Spw-xdr124gh56\(a/b\)Spw-x125hSpw-xm125hSpw-c366vh ...](#) [Show all](#)

[Save PDF](#)